



**wires & fabriks**

BSE Limited  
Phiroze Jeejeebhoy Towers  
Dalal Street,  
Mumbai – 400001

● **WIRES AND FABRIKS (S. A.) LIMITED**

7, CHITTARANJAN AVENUE, KOLKATA-700 072, INDIA

Phone : 91-33-4012 4012

E-mail : wfc@wirefabrik.com

Website : www.wirefabrik.com

**AN ISO 9001 - 2015 COMPANY**

**CIN : L29265WB1957PLC023379**

●  PAPER MACHINE CLOTHING  PAPER MAKING CHEMICALS

Date: 26.06.2023

Scrip Code: BSE-507817

Dear Sir/Madam,

**Sub.: Annual Report 2022-23 and Notice of the 66th Annual General Meeting (AGM)**

Pursuant to Regulation 34(1) of SEBI (Listing Obligations and Disclosure Requirements) Regulations, 2015, we are submitting herewith the Annual Report for the financial year 2022-23 along with the Notice of the 66th AGM of the Company, which is being sent to the Members.

This is for your information and records.

Thanking you,

Yours Faithfully,

For **WIRES AND FABRIKS (S.A.) LIMITED**

**Jaspreet Singh Dhir**  
**Company Secretary & Compliance Officer**  
**Membership No. A40826**

Enclosed: As above

***we take quality seriously***

WORKS : INDUSTRIAL AREA, JHOTWARA, JAIPUR-302012 ● PHONE : (91) 0141-2341722 ● FAX : (91) 0141-2340689 ● E-mail : info@wirefabrik.com



## **Wires and Fabriks (S.A.) Limited**

(CIN: L29265WB1957PLC023379)

Regd. Office: 7, Chittaranjan Avenue, Kolkata - 700072

Phone: 033 4012-4012, E-mail: cs@wirefabrik.com, Website: www.wirefabrik.com

---

### **NOTICE OF THE 66TH ANNUAL GENERAL MEETING – 2023**

**NOTICE** is hereby given that the 66<sup>th</sup> Annual General Meeting of the Members of the Company will be held on Tuesday, the 18th day of July, 2023 at 15:00 Hrs IST through Video Conferencing (“VC”)/Other Audio Visual Means (“OAVM”) to transact the following business:

#### **Ordinary Business:**

1. To receive, consider and adopt the Audited Financial Statements of the Company for the year ended 31st March, 2023 together with Directors’ Report and Auditors’ Report thereon.
2. To declare dividend on the equity shares for the year ended 31<sup>st</sup> March, 2023.
3. To appoint a Director in place of Mr. Mahendra Khaitan (DIN: 00459612), who retires by rotation and being eligible offers himself for re-appointment.

#### **Special Business:**

**To consider and if thought fit, to pass the following resolution as a Special Resolution:**

#### **Item No. 4**

“RESOLVED THAT pursuant to the provisions of Sections 149, 150, 152 and any other applicable provisions of the Companies Act, 2013 (“the Act”) read with Schedule IV to the Act, Companies (Appointment and Qualification of Directors) Rules, 2014 including any other Rules made there under and Regulation 16(1)(b) and other applicable provisions/regulations of the SEBI (Listing Obligations and Disclosure Requirements) Regulations, 2015, (including any statutory modification(s) or re-enactment thereof for the time being in force) and in accordance with the Articles of Association of the Company, Mr. Sanjay Kumar Singh (DIN: 10168533), who was appointed as an Additional Director (Independent and Non-Executive) of the Company, by the Board of Directors, with effect from 25<sup>th</sup> May, 2023 pursuant to Section 161 of the Act and who holds office upto the date of ensuing Annual General Meeting of the Company, and who qualifies for being appointed as an Independent Director and in respect of whom the Company has received a Notice in writing from a member under Section 160 of the Act proposing his candidature for the office of Director, being so eligible, be and is hereby appointed as an Independent Director of the Company, not liable to retire by rotation, to hold office for a term of 5(five) consecutive years commencing from 25<sup>th</sup> May, 2023.

RESOLVED FURTHER THAT the Board of Directors of the Company be and is hereby authorised to do all such acts and to take all such steps as may be necessary, proper or expedient to give effect to this resolution.”

#### **NOTES:**

- A. In continuation of Ministry’s General Circular No. 20/2020 dated May 5, 2020, General Circular No. 02/2021 dated January 13, 2021, General Circular No. 21/2021 dated December 14, 2021, General Circular No. 2/2022 dated May 5, 2022 and all other relevant circulars issued from time to time (collectively referred to as “MCA Circulars”), MCA vide its General Circular No. 10/2022 dated December 28, 2022 has allowed companies, whose Annual General Meetings (“AGM”) are due in the year 2023, to conduct their Annual General Meetings on or before 30<sup>th</sup> September, 2023 through Video Conferencing (“VC”) / Other Audio Visual Means (“OAVM”), without the physical presence of the Members at a common venue, in accordance with the requirements laid down in Para 3 and Para 4 of the General Circular No. 20/2020 dated 05.05.2020. In compliance with the provisions of the Companies Act, 2013 (“Act”), SEBI (Listing Obligations and Disclosure Requirements)

Regulations, 2015 ("the Listing Regulations") and MCA Circulars, the AGM of the Company is being held through VC/OAVM.

- B. The proceedings of the 66<sup>th</sup> Annual General Meeting shall be deemed to be conducted at the Registered Office of the Company which shall be the deemed venue of the AGM.
- C. Pursuant to the provisions of the Act, a Member entitled to attend and vote at the AGM is entitled to appoint a proxy to attend and vote on his/her behalf and the proxy need not be a Member of the Company. Since this AGM is being held pursuant to the MCA Circulars through VC/OAVM, physical attendance of Members has been dispensed with. Accordingly, the facility for appointment of proxies by the Members will not be available for the AGM and hence the Proxy Form and Attendance Slip are not annexed to this Notice.
- D. Institutional/Corporate members intending to attend the Meeting through authorised representatives are requested to send a certified copy of the Board or governing body Resolution/Authorization, authorising their representative to attend and vote through remote e-voting on their behalf at the Meeting.
- E. The Register of Members and Share Transfer Books of the Company shall remain closed from **Wednesday, the 12<sup>th</sup> day of July, 2023 to Tuesday, the 18<sup>th</sup> day of July, 2023 (both days inclusive)**, for the purpose of payment of dividend for the financial year ended 31<sup>st</sup> March, 2023. The dividend, if approved and declared at the forthcoming Annual General Meeting, will be paid, to those shareholders whose name appears in the Register of Members/in the records of National Securities Depository Ltd. (NSDL) and Central Depository Services (India) Ltd. (CDSL) as beneficial owners at the close of **11<sup>th</sup> day of July, 2023**.
- F. **Shareholders who have so far neither received nor encashed dividend warrants for any of the financial years ended 31<sup>st</sup> March, 2016 and thereafter, may claim or approach the Company for payment.** Pursuant to provisions of Section 124(5) of the Companies Act, 2013, dividend for the financial year 2015-2016 and thereafter, which remains unpaid or unclaimed for a period of 7 years from the date they became due for payment will be transferred to Investor Education and Protection Fund (IEPF) of the Central Government. **All unpaid/unclaimed dividends for the financial years up to 2014-2015 have been transferred to the IEPF set up by the Central Government.**

***As per provisions of Section 124(6) of the Companies Act, 2013, all shares in respect of which, dividend for the financial year 2015-2016 and thereafter, has not been paid or claimed for 7 consecutive years or more will be transferred by the company in the name of Investor Education and Protection Fund (IEPF) of the Central Government. All shares in respect of which, dividend for the financial year 2014-2015 and thereafter, has not been paid or claimed for 7 consecutive years or more has been transferred by the company in the name of Investor Education and Protection Fund (IEPF) of the Central Government.***

- G. As required by Regulation 36(3) of SEBI (Listing Obligations & Disclosure Requirements) Regulations, 2015, the information relating to Director who is proposed to be re-appointed is given in the following order: Name of the Director, Age, Educational Qualification, Date of Appointment, Brief Profile and Area of Expertise, Other Directorships & Committee Memberships (in listed entities), relationship with other Directors.

Mr. Mahendra Khaitan (DIN: 00459612), aged 63 years, is a Commerce Graduate. Mr. Khaitan joined the Company in the year 1989 and was first appointed as whole-time director designated as Executive Director. He was elevated and re-designated as the Jt. Managing Director of the Company on 27.06.2014. Further he was re-designated as the Managing Director of the Company from 25.05.2016. He is a renowned industrialist. He is on the Board of several companies. Mr. Mahendra Khaitan has rich experience in Paper industry and varied experience in diversified fields. His leadership made the Company an established player of the industry and has diversified successfully into various products. He is responsible for policy decisions and day to day activities of the Company. He sets company's policy direction while overseeing all operations and management matters. During his tenure as a Managing Director, the Company has progressed well. His continued guidance will help the company in touching new scales of success. Mr. Mahendra Khaitan does not hold Directorships or the Committee Memberships in any other listed entities. Mr. Khaitan is related to Ms. Pranika Khaitan Rawat, Non-Executive, and Non-Independent Director of the Company and holds 500 Equity Shares of the Company in his name.

- H. As per the provisions of the Companies Act, 2013, the facility for making nominations is available to the shareholders in respect of the equity shares held by them. Members holding shares in physical form may send their request in duly filled and signed prescribed Form SH-13 at Company's Registered Office address. This facility is made available folio wise to individual shareholders including joint holders and for the entire shares registered under the folio. Members holding shares in dematerialised form may contact and consult their

respective depository participants (DP) for availing the nomination facility. Physical shareholders may also opt out of nomination by providing a declaration in Form ISR-3. Physical shareholders are also requested to update their KYC and other details through Form ISR-1 and Form ISR-2, as required, if not done yet.

- I. In the case of joint holders attending the meeting, only such joint holder who is higher in the order of names will be entitled to vote.
- J. Members are requested to intimate to the Company, through email, addressed to [cs@wirefabrik.com](mailto:cs@wirefabrik.com), their Queries, if any, regarding accounts at least seven days before the Meeting to enable the management to keep the required information ready to be replied at the Meeting.
- K. Relevant documents referred to in the Notice are open for inspection by the Members at the Registered Office of the Company on all working days during business hours up to the date of the Annual General Meeting.
- L. To avoid loss of dividend warrants in transit and undue delay in respect of receipt of dividend warrants, the Company has provided a facility to the Members for remittance of dividend through the Electronic Clearing System (ECS). Members holding shares in physical form and desirous of availing this facility are requested to contact the Company's Registrar and Transfer Agent, M/s ABS Consultant Private Limited, 99, Stephen House, 6<sup>th</sup> Floor, 4 B.B.D. Bag (E), Kolkata 700001, [absconsultant99@gmail.com](mailto:absconsultant99@gmail.com).
- M. Since the Equity Shares of the Company are under compulsory demat trading. Equity Shares of the company are admitted with NSDL and CDSL, both the Depositories and bearing ISIN No. INE469D01013. All the queries related to this may please be forwarded directly to the Company's Registrar. Further as per SEBI notification No. SEBI/LAD-NRO/GN/2018/24 dated 8th June, 2018 read with Notification No. SEBI/LAD-NRO /GN/ 2018/49 dated 30th November, 2018, requests for effecting transfer of shares cannot be processed unless the shares are held in dematerialized form w.e.f. April 1, 2019, except in case of transmission or transposition of securities. Therefore shareholders are requested to get their physical shareholdings converted into demat form at the earliest.
- N. The Ministry of Corporate Affairs has taken a "Green Initiative in the Corporate Governance" by allowing paperless compliances by the companies and has issued circulars stating that service of notice/documents including Annual Report can be sent by e-mail to its members. To support this green initiative of the Government in full measure, members who have not registered their e-mail addresses, so far, are requested to register their e-mail addresses, in respect of electronic holdings with the Depository through their concerned Depository Participants. Members who hold shares in physical form are requested to register their e-mail address with M/s. ABS Consultants Private Limited, Registrar and Transfer Agent of the Company.
- O. In compliance with the aforesaid MCA Circulars and SEBI Circular dated January 5, 2023 read with SEBI Circular dated May 13, 2022, January 15, 2021 and May 12, 2020, Notice of the AGM along with the Annual Report 2022-23 is being sent only through electronic mode to those Members whose email addresses are registered with the Company/Depositories. Members may note that the Notice of the AGM and Annual Report 2022-23 will also be available on the Company's website [www.wirefabrik.com](http://www.wirefabrik.com) and on the website of the Stock Exchange i.e. BSE Limited at [www.bseindia.com](http://www.bseindia.com).
- P. Members holding physical shares in multiple folios' are requested to consolidate their holdings for overall convenience.
- Q. Members holding shares in physical form are requested to provide/update the following details as listed below, for speedy disbursement of dividend to their bank account through electronic mode and speedy communication.
  - Attached Form duly filled in and signed by all holders.
  - Self-Attested Copy of Pan Card of all holders.
  - Cancelled Cheque Leaf having Name (if name is not printed on cheque - self-attested copy of first page of pass book) of all holders.

As mandated by Securities and Exchange Board of India by their Circular no. SEBI/HO/MIRSD/DOP1 /CIR/P/2018/73 dated 20th April, 2018, it is compulsorily required to update the Bank details of all security holders of listed companies in RTA's / Depository Participant's records, for processing the payment of dividend. The share holders holding shares in demat mode, may contact their respective Depository Participants for updating NECS details.

- R. Since the AGM will be held through VC/OAVM, the Route Map is not annexed in this Notice.

S. Instructions for e-voting and joining the AGM are as follows:

1. Pursuant to the provisions of Section 108 and other applicable provisions, if any, of the Companies Act, 2013 and the Companies (Management and Administration) Rules, 2014, as amended and Regulation 44 of the SEBI (Listing Obligations and Disclosure Requirements) Regulations, 2015, the Company is pleased to provide to its members facility to exercise their right to vote on resolutions proposed to be passed in the Meeting by electronic means.
2. **The remote e-voting period begins on Saturday, 15<sup>th</sup> July, 2023 at 9:00 A.M. (IST) and ends on Monday, 17<sup>th</sup> July, 2023 at 5:00 P.M. (IST). During this period, shareholders of the Company, holding shares either in physical form or in dematerialized form, as on the cut-off date of 11<sup>th</sup> July, 2023, may cast their vote electronically. The e-voting module shall be disabled by NSDL for voting thereafter. Those Members, who will be present in the AGM through VC / OAVM facility and have not cast their vote on the Resolutions through remote e-voting and are otherwise not barred from doing so, shall be eligible to vote through e-voting system during the AGM.**
3. The Members who have cast their vote by remote e-voting prior to the AGM may also attend/participate in the AGM through VC / OAVM but shall not be entitled to cast their vote again.
4. The Company has engaged the services of NSDL as the Agency to provide e-voting facility.
5. The Board of Directors of the Company has appointed M/s. Sourav Kedia & Associates, Company Secretaries in Practice, as Scrutinizer to scrutinize the remote e-voting process and e-voting during the AGM in a fair and transparent manner and he has communicated his willingness to be appointed and will be available for same purpose.
6. **Instructions for remote e-voting are as under:**

The way to vote electronically on NSDL e-Voting system consists of "Two Steps" which are mentioned below:





**Step 1: Access to NSDL e-Voting system**

**A) Login method for e-Voting and joining virtual meeting for Individual shareholders holding securities in demat mode**

In terms of SEBI circular dated December 9, 2020 on e-Voting facility provided by Listed Companies, Individual shareholders holding securities in demat mode are allowed to vote through their demat account maintained with Depositories and Depository Participants. Shareholders are advised to update their mobile number and email Id in their demat accounts in order to access e-Voting facility.

Login method for Individual shareholders holding securities in demat mode is given below:

| Type of shareholders  | Login Method   |
|---|--|
| Individual Shareholders holding securities in demat mode with NSDL. | <ol style="list-style-type: none"><li>i. Existing <b>IDeAS</b> user can visit the e-Services website of NSDL Viz. <a href="https://eservices.nsdl.com">https://eservices.nsdl.com</a> either on a Personal Computer or on a mobile. On the e-Services home page click on the "<b>Beneficial Owner</b>" icon under "<b>Login</b>" which is available under '<b>IDeAS</b>' section, this will prompt you to enter your existing User ID and Password. After successful authentication, you will be able to see e-Voting services under Value added services. Click on "<b>Access to e-Voting</b>" under e-Voting services and you will be able to see e-Voting page. Click on company name or <b>e-Voting service provider i.e. NSDL</b> and you will be re-directed to e-Voting website of NSDL for casting your vote during the remote e-Voting period or joining virtual meeting &amp; voting during the meeting.</li><li>ii. If you are not registered for IDeAS e-Services, option to register is available at <a href="https://eservices.nsdl.com">https://eservices.nsdl.com</a>.</li></ol> |

|   |  |
|---|--|
|   | <p>Select “<b>Register Online for IDEAS Portal</b>” or click at <a href="https://eservices.nsd.com/SecureWeb/IdeasDirectReg.jsp">https://eservices.nsd.com/SecureWeb/IdeasDirectReg.jsp</a></p> <p>iii. Visit the e-Voting website of NSDL. Open web browser by typing the following URL: <a href="https://www.evoting.nsd.com/">https://www.evoting.nsd.com/</a> either on a Personal Computer or on a mobile. Once the home page of e-Voting system is launched, click on the icon “Login” which is available under ‘Shareholder/Member’ section. A new screen will open. You will have to enter your User ID (i.e. your sixteen digit demat account number hold with NSDL), Password/OTP and a Verification Code as shown on the screen. After successful authentication, you will be redirected to NSDL Depository site wherein you can see e-Voting page. Click on company name or <b>e-Voting service provider i.e. NSDL</b> and you will be redirected to e-Voting website of NSDL for casting your vote during the remote e-Voting period or joining virtual meeting &amp; voting during the meeting.</p> <p>iv. Shareholders/Members can also download NSDL Mobile App “<b>NSDL Speede</b>” facility by scanning the QR code mentioned below for seamless voting experience.</p> <p style="text-align: center;"><b>NSDL Mobile App is available on</b></p> <div style="display: flex; justify-content: center; gap: 20px;"> <div style="text-align: center;">  </div> <div style="text-align: center;">  </div> </div> <div style="display: flex; justify-content: center; gap: 20px; margin-top: 10px;">   </div> |
| <p>Individual Shareholders holding securities in demat mode with CDSL</p>                                     | <p>i. Existing users who have opted for Easi / Easiest, they can login through their user id and password. Option will be made available to reach e-Voting page without any further authentication. The URL for users to login to Easi / Easiest are <a href="https://web.cdslindia.com/myeasi/home/login">https://web.cdslindia.com/myeasi/home/login</a> or <a href="http://www.cdslindia.com">www.cdslindia.com</a> and click on New System Myeasi.</p> <p>ii. After successful login of Easi/Easiest the user will be also able to see the E Voting Menu. The Menu will have links of <b>e-Voting service provider i.e. NSDL</b>. Click on <b>NSDL</b> to cast your vote.</p> <p>iii. If the user is not registered for Easi/Easiest, option to register is available at: <a href="https://web.cdslindia.com/myeasi/Registration/EasiRegistration">https://web.cdslindia.com/myeasi/Registration/EasiRegistration</a></p> <p>iv. Alternatively, the user can directly access e-Voting page by providing demat Account Number and PAN No. from a link in <a href="http://www.cdslindia.com">www.cdslindia.com</a> home page. The system will authenticate the user by sending OTP on registered Mobile &amp; Email as recorded in the demat Account. After successful authentication, user will be provided links for the respective ESP i.e. <b>NSDL</b> where the e-Voting is in progress.</p>  |
| <p>Individual Shareholders (holding securities in demat mode) login through their depository participants</p> | <p>You can also login using the login credentials of your demat account through your Depository Participant registered with NSDL/CDSL for e-Voting facility upon logging in, you will be able to see e-Voting option. Click on e-Voting option, you will be redirected to NSDL/CDSL Depository site after successful authentication, wherein you can see e-Voting feature. Click on company name or e-Voting service provider i.e. NSDL and you will be redirected to e-Voting website of NSDL for casting your vote during the remote e-Voting period or joining virtual meeting &amp; voting during the meeting.</p>   |

**Important note:** Members who are unable to retrieve User ID/ Password are advised to use Forget User ID and Forget Password option available at abovementioned website.

**Helpdesk for Individual Shareholders holding securities in demat mode for any technical issues related to login through Depository i.e. NSDL and CDSL.**

| <b>Login Type</b>  | <b>Helpdesk details</b>  |
|--|--|
| Individual Shareholders holding securities in demat mode with NSDL | Members facing any technical issue in login can contact NSDL helpdesk by sending a request at <a href="mailto:evoting@nsdl.co.in">evoting@nsdl.co.in</a> or call at 022 - 4886 7000 and 022 - 2499 7000                    |
| Individual Shareholders holding securities in demat mode with CDSL | Members facing any technical issue in login can contact CDSL helpdesk by sending a request at <a href="mailto:helpdesk.evoting@cdslindia.com">helpdesk.evoting@cdslindia.com</a> or contact at toll free no. 1800 22 55 33 |

**B) Login Method for e-Voting and joining virtual meeting for shareholders other than Individual shareholders holding securities in demat mode and shareholders holding securities in physical mode.**

**How to Log-in to NSDL e-Voting website?**

- i. Visit the e-Voting website of NSDL. Open web browser by typing the following URL: <https://www.evoting.nsdl.com/> either on a Personal Computer or on a mobile.
- ii. Once the home page of e-Voting system is launched, click on the icon "Login" which is available under 'Shareholder/Member' section.
- iii. A new screen will open. You will have to enter your User ID, your Password/OTP and a Verification Code as shown on the screen.

*Alternatively, if you are registered for NSDL eservices i.e. IDEAS, you can log-in at <https://eservices.nsdl.com/> with your existing IDEAS login. Once you log-in to NSDL eservices after using your log-in credentials, click on e-Voting and you can proceed to Step 2 i.e. Cast your vote electronically.*

- iv. Your User ID details are given below :

| <b>Manner of holding shares i.e. Demat (NSDL or CDSL) or Physical</b> | <b>Your User ID is:</b>   |
|---|---|
| a) For Members who hold shares in demat account with NSDL.            | 8 Character DP ID followed by 8 Digit Client ID<br><br>For example if your DP ID is IN300*** and Client ID is 12***** then your user ID is IN300***12*****.   |
| b) For Members who hold shares in demat account with CDSL.            | 16 Digit Beneficiary ID<br><br>For example if your Beneficiary ID is 12***** then your user ID is 12*****   |
| c) For Members holding shares in Physical Form.                       | EVEN Number followed by Folio Number registered with the company<br><br>For example if folio number is 001*** and EVEN is 101456 then user ID is 101456001*** |

- v. Password details for shareholders other than Individual shareholders are given below:
- a) If you are already registered for e-Voting, then you can use your existing password to login and cast your vote.
  - b) If you are using NSDL e-Voting system for the first time, you will need to retrieve the 'initial password' which was communicated to you. Once you retrieve your 'initial password', you need to enter the 'initial password' and the system will force you to change your password.
  - c) How to retrieve your 'initial password'?
    - (i) If your email ID is registered in your demat account or with the company, your 'initial password' is communicated to you on your email ID. Trace the email sent to you from NSDL from your mailbox. Open the email and open the attachment i.e. a .pdf file. Open the .pdf file. The password to open the .pdf file is your 8 digit client ID for NSDL account, last 8 digits of client ID for CDSL account or folio number for shares held in physical form. The .pdf file contains your 'User ID' and your 'initial password'.
    - (ii) If your email ID is not registered, please follow steps mentioned below in **process for those shareholders whose email ids are not registered.**
- vi. If you are unable to retrieve or have not received the " Initial password" or have forgotten your password:
- a) Click on "**Forgot User Details/Password?**"(If you are holding shares in your demat account with NSDL or CDSL) option available on [www.evoting.nsd.com](http://www.evoting.nsd.com).
  - b) **Physical User Reset Password?**" (If you are holding shares in physical mode) option available on [www.evoting.nsd.com](http://www.evoting.nsd.com).
  - c) If you are still unable to get the password by aforesaid two options, you can send a request at [evoting@nsdl.co.in](mailto:evoting@nsdl.co.in) mentioning your demat account number/folio number, your PAN, your name and your registered address etc.
  - d) Members can also use the OTP (One Time Password) based login for casting the votes on the e-Voting system of NSDL.
- vii. After entering your password, tick on Agree to "Terms and Conditions" by selecting on the check box.
- viii. Now, you will have to click on "Login" button.
- ix. After you click on the "Login" button, Home page of e-Voting will open.

**Step 2: Cast your vote electronically and join General Meeting on NSDL e-Voting system.**

**How to cast your vote electronically and join General Meeting on NSDL e-Voting system?**

- i. After successful login at Step 1, you will be able to see all the companies "EVEN" in which you are holding shares and whose voting cycle and General Meeting is in active status.
- ii. Select "EVEN" of company for which you wish to cast your vote during the remote e-Voting period and casting your vote during the General Meeting. For joining virtual meeting, you need to click on "VC/OAVM" link placed under "Join General Meeting".
- iii. Now you are ready for e-Voting as the Voting page opens.
- iv. Cast your vote by selecting appropriate options i.e. assent or dissent, verify/modify the number of shares for which you wish to cast your vote and click on "Submit" and also "Confirm" when prompted.



- v. Upon confirmation, the message "Vote cast successfully" will be displayed.
- vi. You can also take the printout of the votes cast by you by clicking on the print option on the confirmation page.
- vii. Once you confirm your vote on the resolution, you will not be allowed to modify your vote.

#### **General Guidelines for shareholders**

- i. Institutional shareholders (i.e. other than individuals, HUF, NRI etc.) are required to send scanned copy (PDF/JPG Format) of the relevant Board Resolution/ Authority letter etc. with attested specimen signature of the duly authorized signatory(ies) who are authorized to vote, to the Scrutinizer by e-mail to [cssouravkedia@gmail.com](mailto:cssouravkedia@gmail.com) with a copy marked to [evoting@nsdl.co.in](mailto:evoting@nsdl.co.in).
- ii. Any person holding shares in physical form and non-individual shareholders, who acquires shares of the Company and becomes member of the Company after the notice is sent through e-mail and holding shares as of the cut-off date i.e. 11<sup>th</sup> July, 2023 may obtain the login ID and password by sending a request at [evoting@nsdl.co.in](mailto:evoting@nsdl.co.in) or to the Issuer/RTA. However, if you are already registered with NSDL for remote e-voting, then you can use your existing user ID and password for casting your vote. If you forgot your password, you can reset your password by using "Forgot User Details/Password" or "Physical User Reset Password" option available on [www.evoting.nsdl.com](http://www.evoting.nsdl.com) or call on toll free no. 1800 1020 990 and 1800 22 44 30. In case of Individual Shareholders holding securities in demat mode who acquires shares of the Company and becomes a Member of the Company after sending of the Notice and holding shares as of the cut-off date i.e. 11<sup>th</sup> July, 2023 may follow steps mentioned in the Notice of the AGM under Step 1: "Access to NSDL e-Voting system" (Above).
- iii. It is strongly recommended not to share your password with any other person and take utmost care to keep your password confidential. Login to the e-voting website will be disabled upon five unsuccessful attempts to key in the correct password. In such an event, you will need to go through the "[Forgot User Details/Password?](#)" or "[Physical User Reset Password?](#)" option available on [www.evoting.nsdl.com](http://www.evoting.nsdl.com) to reset the password.
- iv. In case of any queries, you may refer the Frequently Asked Questions (FAQs) for Shareholders and e-voting user manual for Shareholders available at the download section of [www.evoting.nsdl.com](http://www.evoting.nsdl.com) or call on toll free no.: 022 - 4886 7000 and 022 - 2499 7000 or send a request to Mr. Amit Vishal, Senior Manager and /or Ms. Pallavi Mhatre, Manager at [evoting@nsdl.co.in](mailto:evoting@nsdl.co.in)

#### **Process for those shareholders whose email ids are not registered with the depositories for procuring user id and password and registration of email ids for e-voting for the resolutions set out in this notice:**

- i. In case shares are held in physical mode please provide Folio No., Name of shareholder, scanned copy of the share certificate (front and back), PAN (self attested scanned copy of PAN card), AADHAR (self attested scanned copy of Aadhar Card) by email to [cs@wirefabrik.com](mailto:cs@wirefabrik.com).
- ii. In case shares are held in demat mode, please provide DPID-CLID (16 digit DPID + CLID or 16 digit beneficiary ID), Name, client master or copy of Consolidated Account statement, PAN (self attested scanned copy of PAN card), AADHAR (self attested scanned copy of Aadhar Card) to [cs@wirefabrik.com](mailto:cs@wirefabrik.com)). If you are an Individual shareholder holding securities in demat mode, you are requested to refer to the login method explained at **step 1 (A) i.e. Login method for e-Voting and joining virtual meeting for Individual shareholders holding securities in demat mode.**
- iii. Alternatively shareholder/members may send a request to [evoting@nsdl.co.in](mailto:evoting@nsdl.co.in) for procuring user id and password for e-voting by providing above mentioned documents.
- iv. In terms of SEBI circular dated December 9, 2020 on e-Voting facility provided by Listed Companies, Individual shareholders holding securities in demat mode are allowed to vote through their demat account maintained with Depositories and Depository Participants. Shareholders are required to update their mobile number and email ID correctly in their demat account in order to access e-Voting facility.

**THE INSTRUCTIONS FOR MEMBERS FOR E-VOTING ON THE DAY OF THE AGM ARE AS UNDER:**

- i. The procedure for e-Voting on the day of the AGM is same as the instructions mentioned above for remote e-voting.
- ii. Only those Members/ shareholders, who will be present in the AGM through VC/OAVM facility and have not casted their vote on the Resolutions through remote e-Voting and are otherwise not barred from doing so, shall be eligible to vote through e-Voting system in the AGM.
- iii. Members who have voted through Remote e-Voting will be eligible to attend the AGM. However, they will not be eligible to vote at the AGM.
- iv. The details of the person who may be contacted for any grievances connected with the facility for e-Voting on the day of the AGM shall be the same person mentioned for Remote e-voting.

**INSTRUCTIONS FOR MEMBERS FOR ATTENDING THE AGM THROUGH VC / OAVM ARE AS UNDER:**

- i. Member will be provided with a facility to attend the AGM through VC/OAVM through the NSDL e-Voting system. Members may access by following the steps mentioned above for **Access to NSDL e-Voting system**. After successful login, you can see link of "VC/OAVM link" placed under "**Join General meeting**" menu against company name. You are requested to click on VC/OAVM link placed under Join General Meeting menu. The link for VC/OAVM will be available in Shareholder/Member login where the EVEN of Company will be displayed. Please note that the members who do not have the User ID and Password for e-Voting or have forgotten the User ID and Password may retrieve the same by following the remote e-Voting instructions mentioned in the notice to avoid last minute rush.
- ii. Members are encouraged to join the Meeting through Laptops for better experience.
- iii. Further Members will be required to allow Camera and use Internet with a good speed to avoid any disturbance during the meeting.
- iv. Please note that Participants Connecting from Mobile Devices or Tablets or through Laptop connecting via Mobile Hotspot may experience Audio/Video loss due to Fluctuation in their respective network. It is therefore recommended to use Stable Wi-Fi or LAN Connection to mitigate any kind of aforesaid glitches.
- v. Shareholders who would like to express their views/ask questions during the meeting may register themselves as a speaker by sending their request at least seven days before the Meeting mentioning their name, demat account number/folio number, email id, mobile number at [cs@wirefabrik.com](mailto:cs@wirefabrik.com).
- vi. Shareholders having questions may send their questions in advance at least seven days before the Meeting mentioning their name, demat account number/folio number, email id, mobile number at [cs@wirefabrik.com](mailto:cs@wirefabrik.com). The same will be replied by the company suitably.
- vii. Those shareholders who have registered themselves as a speaker will only be allowed to express their views/ask questions during the meeting.
- viii. When a pre-registered speaker is invited to speak at the meeting but he/she does not respond, the next speaker will be invited to speak. Accordingly, all speakers are requested to get connected to a device with a video/ camera along with good internet speed.
- ix. The Company reserves the right to restrict the number of questions and number of speakers, as appropriate, for smooth conduct of the AGM.
- x. Members who need assistance before or during the AGM, can contact Mr. Amit Vishal, Senior Manager, NSDL and / or Ms. Pallavi Mhatre, Manager, NSDL at [evoting@nsdl.co.in](mailto:evoting@nsdl.co.in) or call 022 - 4886 7000 / 022 - 2499 7000.

7. Any person, who acquires shares of the Company and becomes a member of the Company after dispatch of the Notice and holding shares as of the cut-off date, may obtain the login ID and password by sending a request at [evoting@nsdl.co.in](mailto:evoting@nsdl.co.in). However, if you are already registered with NSDL for remote e-voting then you can use your existing user ID and password for casting your vote. If you forget your password, you can reset your password by using "Forgot User Details / Password" option available on [www.evoting.nsdl.com](http://www.evoting.nsdl.com) or call on Toll Free No. : 1800 222 990.
8. The voting rights of shareholders shall be in proportion to their holding of the paid up equity share capital of the Company as on the cut-off date of 11<sup>th</sup> July, 2023. A person, whose name is recorded in the register of members or in the register of beneficial owners maintained by the depositories as on the cut-off date only shall be entitled to avail the facility of remote e-Voting.
9. The Scrutinizer, after scrutinising the e-votes cast during the meeting and remote e-voting, will, not later than two days of conclusion of the Meeting, make a consolidated scrutinizer's report and submit the same to the Chairman of the Company.
10. The results declared along with the consolidated scrutinizer's report shall be placed on the website of the Company [www.wirefabrik.com](http://www.wirefabrik.com) and on the website of NSDL <https://evoting.nsdl.com>. The results shall simultaneously be communicated to the Stock Exchanges where the shares of the Company are listed. Subject to receipt of requisite number of votes in favour, the Resolutions shall be deemed to be passed on the date of the Meeting i.e. 18<sup>th</sup> July, 2023.

**By Order of the Board**

**For, Wires and Fabriks (S.A.) Limited**

**Jaipur  
25th May, 2023**

**Jaspreet Singh Dhir  
Company Secretary**

#### **ANNEXURE TO NOTICE**

#### **Explanatory Statement Pursuant to Section 102 of the Companies Act, 2013, Details pursuant to Regulation 36 of the SEBI (Listing Obligations and Disclosure Requirements) Regulations, 2015 and Secretarial Standard on General Meetings**

##### **Item No. 4**

The Board of Directors of the Company, pursuant to the recommendation of the Nomination and Remuneration Committee, has proposed to the members of the Company, the appointment of Shri Sanjay Kumar Singh (DIN: 10168533) as an Independent Director of the Company, not liable to retire by rotation, who shall hold office for a term of five consecutive years commencing from 25<sup>th</sup> May, 2023. The Company has received notice in writing from a Member under section 160 of the Companies Act, 2013 proposing the candidature of Shri Sanjay Kumar Singh for the office of Director of the Company.

The Board of Directors considered the matter focusing on the distinctive set of competencies that above named director brings to the Board Room which included knowledge of business and experience, judgment and candour, culture of participation, contribution and forward looking initiatives on matters pertaining to the Company. It is felt that his continued association would be of immense benefit to the Company and it is therefore, desirable to continue to avail his services as Independent Director.

Mr. Singh has given his declaration to the Board, inter alia, that he meets the criteria of independence as provided under Section 149(6) of the Act and Regulation 16(1)(b) of the SEBI Listing Regulations and is not restrained from acting as a Director by virtue of any Order passed by SEBI or any such authority and is eligible to be appointed as a Director in terms of Section 164 of the Act. He has also given his consent to act as a Director.

In the opinion of the Board, the above named director fulfills the conditions specified in the Companies Act, 2013 and the Listing Regulations for his appointment as a Non-Executive Independent Director of the Company and is Independent of the management.

The above named Independent Director is concerned or interested in the Resolution. The relatives of the above named Independent Director may be deemed to be concerned or interested in the Resolution to the extent of their Shareholding, if any, in the Company. Save and except the above, no other Director or Key Managerial Personnel including their relatives is in any way, concerned or interested, financially or otherwise, in the proposed resolution.

Accordingly, the Board recommends the resolution as set out in item no. 4 of the Notice, for the approval by the Members of the Company as a Special Resolution.

A brief profile of above named Independent Director pursuant to the provisions of the Listing Regulations and the Companies Act, 2013 is given herein below:

#### **Brief profile of Shri Sanjay Kumar Singh**

Mr. Sanjay Kumar Singh is a chemical engineer from IIT Kanpur. Mr. Singh joined the erstwhile ITC Bhadrachalam Paperboards Limited as a management trainee in 1977 and rose to become a whole time director in 1999. Consequent to the merger of ITC Bhadrachalam Paperboards Limited with ITC Limited in March 2002, he took charge of the Paperboards & Specialty Papers Division as Executive Vice President (Manufacturing) with responsibility for Bhadrachalam, Tribeni, Kovai and Bollaram units. He had played a vital role in the implementation of TPM and Lean manufacturing in all the units. He had been given additional responsibility to oversee the operations of ITC's Printing & Packaging Division since November 2016. Mr. Singh has since retired from the services of ITC Limited and is now heading a Management Consultancy firm.

Mr. Singh is well known in the Paper Industry not only for his technical abilities, but also for his people oriented approach. Mr. Singh is an active member of the CII – Southern Region and A.P. State Advisory Board of World Wide Fund-India. He was also an office bearer on various Industry bodies such as Past President of the Apex Council of Indian Paper Manufacturers Association, Past President of Indian Pulp and Paper Technical Association and Past Chairman of the CII – Telangana.


Mr. Singh is neither a Director nor a Chairman or Member of any Committees of the Board, in any other listed entity. Mr. Singh is not related in any capacity, whether directly or indirectly, to any other Director and Key Managerial Personnel (KMP) of the Company. He does not hold any Equity Shares in the Company. Mr. Singh is entitled to sitting fees for attending the Board and Committee meetings of the Company.

**By Order of the Board**

**For, Wires and Fabriks (S.A.) Limited**

**Jaipur  
25th May, 2023**

**Jaspreet Singh Dhir  
Company Secretary**



**wires & fabriks**

---

**Wires and Fabriks (S.A.) Limited**

**ANNUAL REPORT**

**2022 - 2023**



**wires & fabriks**

| <b>CONTENTS</b>                | <b>Page</b> |
|--------------------------------|-------------|
| Introduction                   | 3           |
| Directors' Report              | 4           |
| Independent Auditors' Report   | 23          |
| Balance Sheet                  | 32          |
| Profit & Loss Statement        | 33          |
| Cash Flow Statement            | 34          |
| Statement of Changes in Equity | 35          |
| Notes                          | 40          |

## **Directors**

Rishi Bajoria

Saroj Khemka

Satish Ajmera

Sudhir Bhandari (Dr.)

Sanjay Kumar Singh (w.e.f. 25.05.2023)

Pranika Khaitan Rawat

Devesh Khaitan, *Joint Managing Director*

Mahendra Khaitan, *Managing Director*

Kishan Kumar Khaitan, *Executive Chairman*

## **Secretary**

Jaspreet Singh Dhir

## **Auditors**

Jain Shrimal & Co.

## **Registered Office**

7, Chittaranjan Avenue, Kolkata - 700072  
cs@wirefabrik.com ♦ +91 33 40124012  
www.wirefabrik.com



*In 1963, at Jaipur, with German Machinery & Technology, the Company started manufacturing Technical Textile - Paper Machine Clothing, namely, Phosphor Bronze Wire Cloth for the Paper Industry. Stainless Steel Wire Cloth was introduced in 1974. In 1981, the Company entered into manufacturing of Single Layer Synthetic Forming Fabrics, with German collaboration. Double Layer Synthetic Forming Fabrics were introduced for the first time in India in 1986 and again Triple Layer Synthetic Forming Fabrics were introduced for the first time in India in 1996. Yet again SSB range of fabrics was introduced for the first time in India in 2006. The Company's product range includes Dryer Screens, Pulp Fabrics & Technical Fabrics.*

*Today, Wires & Fabriks is the market leader in India & the sub-continent for Technical Textile - Synthetic Forming Fabrics and among the few manufacturers in world for SSB Fabrics, which represents the latest in Synthetic Forming Fabrics Technology.*

*The Company is accredited with ISO 9001:2015, ISO 14001:2015, ISO 45001:2018 & ISO 50001:2018. The Company is the first manufacturer of technical / industrial fabrics in the Country to have its In-house R&D recognized by the Govt. of India. The Company constantly updates itself with modern machines and latest technology. It also exports its products to many countries.*

*The Company's mission is to consistently delight its customers through its value-added products & services and to create a strong technological base through an environment of team-work which will enable it to become a world-class manufacturer in its existing product line and to use its strength to diversify into other profitable ventures.*



## wires & fabriks

### DIRECTORS' REPORT

For the Year 2022-23

Dear Members,

The Directors of the Company have pleasure in presenting the 66<sup>th</sup> Annual Report and Audited Financial Statements of the Company for the year ended 31st March, 2023.

### FINANCIAL RESULTS

The financial results, in brief, for the year ended 31st March, 2023 are as under:

|                   | (Rs. In Lacs)     |                   |
|-------------------|-------------------|-------------------|
|                   | <u>31.03.2023</u> | <u>31.03.2022</u> |
| Total Income      | 10892.20          | 9601.67           |
| Profit After Tax  | 134.06            | 93.20             |
| Retained Earnings | 3506.10           | 3375.10           |

### DIVIDEND

In view of the unprecedented times and the need to conserve cash at this time, your Directors have recommended to the Members a dividend of Rs. 0.10 per share (previous year Rs. 0.10 per share) amounting to Rs. 3.06 Lacs for the financial year ended 31st March, 2023.

### OPERATIONS & FUTURE OUTLOOK

Your Company has closed the financial year with increased turnover and profits. The assets commissioned in the last expansion cum modernisation project have given positive results and have started generating revenues for the Company. In order to meet the growing demands of both the domestic and foreign markets, the Company planned another expansion cum modernisation project during the year. This would enhance the production capacity of the Company and will in turn help to serve more customers.

Your Company continues to maintain its leadership in Technical Textiles due to continued thrust on new product development and technology up-gradation. A number of steps taken to reduce costs and increase market penetration will lead to improved performance in the coming years. The current economic scenario may however affect the results of the Company in the

short term. With economic improvement, the Indian Paper Industry is expected to grow at a higher rate than the GDP growth, especially in the packaging segment.

### DIRECTORS

Pursuant to the recommendation of the Nomination and Remuneration Committee, the Board at its meeting held on 25<sup>th</sup> May, 2023 approved the appointment of Mr. Sanjay Kumar Singh (DIN: 10168533), as an Additional Director (Non-Executive and Independent) with effect from 25<sup>th</sup> May, 2023 to hold office upto the date of the ensuing Annual General Meeting and subject to the approval of the shareholders at the ensuing Annual General Meeting, to hold office as an Independent Director for a term of five years commencing from 25<sup>th</sup> May, 2023. Profile of Mr. Sanjay Kumar Singh is given in the Notice of the Annual General Meeting.

In accordance with the provisions of the Companies Act, 2013 and the Articles of Association of the Company, Mr. Mahendra Khaitan, Director of the Company will retire by rotation at the ensuing Annual General Meeting and being eligible, offers himself for re-appointment. The Board recommends his re-appointment. Profile of Mr. Mahendra Khaitan, is given in the Notice of the Annual General Meeting.

### AUDITORS

M/s. Jain Shrimal & Co., Chartered Accountants, (Firm Registration No. 001704C), Statutory Auditors of the Company were appointed for a term of five years, from the conclusion of the 63<sup>rd</sup> Annual General Meeting till the conclusion of the 68<sup>th</sup> Annual General Meeting of the Company. There are no qualifications, reservations, adverse remarks or disclaimer in the Statutory Audit Report and neither any fraud has been reported by auditors under section 143(12) of the Companies Act, 2013.

The Secretarial Audit was carried out by M/s. Sourav Kedia & Associates, Company Secretaries in Practice, represented by Mr. Sourav Kedia, Proprietor, having Membership No. F11510 and Certificate of Practice No. 15259 for the financial year ended 31<sup>st</sup> March, 2023. In terms of the provisions of the Companies Act, 2013 on recommendation of the Audit Committee, the Board at its meeting held on 13<sup>th</sup> February, 2023 had appointed M/s. Sourav Kedia & Associates, Company Secretaries in Practice, as the Secretarial Auditor for the financial year ending 31st March, 2023. The Secretarial Auditors' Report for the financial year





**wires & fabriks**

ending 31st March, 2023 is annexed herewith. There are no qualifications, reservations, adverse remarks or disclaimer in the Secretarial Audit Report.

### **INFORMATIONS**

Information's / statements as per the applicable provisions of the Companies Act, 2013 & rules made thereunder, the SEBI (Listing Obligations and Disclosure Requirements) Regulations, 2015, Secretarial Standard 1 & 2, and other applicable statutory provisions are annexed.

### **ACKNOWLEDGEMENT**

The Directors wish to place on record their gratitude to the Customers, Investors, Bankers, Suppliers, Government agencies and all other business associates for their valuable assistance, continued support and confidence in the Company. The Directors also place on record their deep appreciation to all employees of the Company for their continued & unstinted efforts during the year.

**For and on behalf of the Board**

Place: **Jaipur**

Date: **25<sup>th</sup> May, 2023**

**K.K. Khaitan**  
**Executive Chairman**  
DIN: 00514864

**M. Khaitan**  
**Managing Director**  
DIN: 00459612



## wires & fabriks

### ANNEXURE TO THE DIRECTORS' REPORT

#### INFORMATION'S

- The Annual Return in the prescribed form MGT-7 may be referred to, at the Company's website at <http://www.wirefabrik.com/shareholders-information.html>
- The details of the Board Meetings held during the Financial Year 2022-23 have been furnished in the Report on Corporate Governance.
- **Directors' Responsibility Statement**

Directors Responsibility Statement pursuant to Section 134(3)(c) read with Section 134(5) of the Companies Act, 2013, is furnished below. It is hereby confirmed that:

  - o in the preparation of the annual accounts, the applicable accounting standards had been followed along with proper explanation relating to material departures;
  - o the directors had selected such accounting policies and applied them consistently and made judgments and estimates that are reasonable and prudent so as to give a true and fair view of the state of affairs of the company at the end of the financial year and of the profit and loss of the company for that period;
  - o the directors had taken proper and sufficient care for the maintenance of adequate accounting records in accordance with the provisions of this Act for safeguarding the assets of the company and for preventing and detecting fraud and other irregularities;
  - o the directors had prepared the annual accounts on a going concern basis;
  - o the directors, had laid down internal financial controls to be followed by the company and that such internal financial controls are adequate and were operating effectively; and
  - o the directors had devised proper systems to ensure compliance with the provisions of all applicable laws and that such systems were adequate and operating effectively.
- The Company has obtained the declaration from all the Independent Directors stating their Independence pursuant to Section 149(6) of the Companies Act, 2013.
- A Nomination and Remuneration Policy has been formulated, pursuant to the provisions of Section 178 and other applicable provisions of the Companies Act, 2013 and Rules thereto stating therein the Company's policy on Directors', Senior Management Personnel and other employees' appointment and their

remuneration, by the Nomination and Remuneration Committee which was reviewed and approved by the Board of Directors at its meeting held on 23<sup>rd</sup> May, 2022. The said policy may be referred to, at the Company's website at <http://www.wirefabrik.com/shareholder/NRP.pdf>

The brief of the Remuneration Policy as approved by the Board is given below:

- a. The Managing Director / Whole-time Directors, etc. shall receive remuneration as per the required approvals governed as per provisions of the Companies Act, 2013. The Nomination and Remuneration Committee shall make such recommendations to the Board of Directors, as it may consider appropriate taking into consideration the required factors.
  - b. The Non-Executive Directors shall receive remuneration by way of Sitting Fees, as may be decided by the Board from time to time, as governed as per provisions of the Companies Act, 2013. The Nomination and Remuneration Committee shall make such recommendations to the Board of Directors, as it may consider appropriate taking into consideration the required factors. Any fees paid to Independent Directors for professional services shall not be considered as part of remuneration, subject to provisions of the Companies Act, 2013.
  - c. All Directors will be reimbursed expenses, including travelling expenses, incurred in performing their duties and / or attending Board/Committee Meetings.
  - d. Senior Managerial Personnel and Other employees shall receive remuneration as per Company's policy, subject to compliance with the provisions of the Companies Act, 2013.
- The Company has not given any loan, guarantees or made any investments during the year under review.
  - A Related Party Transaction Policy has been reviewed and approved by the Board of Directors in its meeting held on 23<sup>rd</sup> May, 2022 for determining the materiality of transactions with related parties and dealings with them.

The said policy may be referred to, at the Company's website at <http://www.wirefabrik.com/shareholder/RPTP.pdf>

Prior/Omnibus approvals for the transactions between the related parties and the Company are obtained from the Audit Committee. The Audit Committee reviews all related party transactions quarterly. Further the members may note that there are no material related party transactions which require reporting under the Companies Act, 2013 and SEBI (Listing



Obligations and Disclosure Requirements) Regulations, 2015.

- As required under Section 134(3)(m) of the Companies Act, 2013, read with Rule 8(3) of the Companies (Accounts) Rules, 2014, the information relating to Conservation of Energy, Technology Absorption and Foreign Exchange Earnings & Outgo is annexed herewith.
- The Company has identified various risks. As required under Regulation 17(9) of SEBI (Listing Obligations and Disclosure Requirements) Regulations, 2015, the Board has adopted a risk management policy whereby a proper framework is set up. Appropriate structures are present so that risks are inherently monitored and controlled. The Board monitors the various functions and regions to establish any risk existing in the operational functions of the Company.
- The Board of Directors of the Company has reviewed, approved and adopted a CSR Policy at its Board Meeting held on 23<sup>rd</sup> May, 2022 which inter-alia states the constitution of the CSR Committee and CSR activities to be taken up by the Company. The said policy may be referred to, at the Company's website at <http://www.wirefabrik.com/shareholder/CSRP.pdf>.

For the financial year 2022-23, the CSR Committee had been re-constituted by the Board of Directors of the Company at its meeting held on 12<sup>th</sup> February, 2022 and the constitution of the Committee is as follows:

| Sr.Name                 | Category              | Designation |
|-------------------------|-----------------------|-------------|
| 1. Mr. Mahendra Khaitan | Managing Director     | Chairman    |
| 2. Mr. Devesh Khaitan   | Jt. Managing Director | Member      |
| 3. Mr. Satish Ajmera    | Independent Director  | Member      |

At Wires & Fabriks (S.A.) Ltd., Corporate Social Responsibility (CSR) has been an integral part of the way we have been doing our business since inception. During the financial year 2022-23 the Company did not fall under the purview of the provisions of Section 135 of the Companies Act, 2013, read with rules made thereunder and was not required to mandatorily make any contribution towards the CSR activities.

- Pursuant to the provisions of the Companies Act, 2013 and Regulation 17(10) of SEBI (Listing Obligations and Disclosure Requirements) Regulations, 2015, the Board has carried out an annual evaluation of the performance of the Board and its Committees and the Nomination & Remuneration Committee evaluated performance of individual directors based on established criteria for such evaluation.

A meeting of the Independent Directors as required to be held to evaluate the performance of the Non-Independent Directors was held on 23<sup>rd</sup> May 2022 wherein the performance of the Non-Independent Directors, was evaluated.

To determine the criteria of evaluation of the performance of the Independent Directors as required under the Regulation 17(10) of SEBI (Listing Obligations and Disclosure Requirements) Regulations, 2015, the Nomination and Remuneration Committee at its meeting held on 23<sup>rd</sup> May, 2022 reviewed and established the criteria and recommended the same to the Board, for their evaluation purpose. Based on this, the Board at its meeting held on 23<sup>rd</sup> May, 2022 critically adjudged the performance of the Independent Directors, in absence of the particular Director being evaluated. In the opinion of the Board, the Independent Directors of the company, are persons of integrity and possess requisite and proper expertise, proficiency and experience.

- The Company does not have any Subsidiary / Associate / Joint Venture Company as on 31st March, 2023.
  - The Company has not accepted any kind of Deposits from the Public during the F-Y 2022-23. As on 31st March 2023, the Company does not have any unclaimed deposit.
  - There are no significant material orders passed by the Regulators / Courts which would impact the going concern status of the Company and its future operations.
  - Your Company has an adequate system of internal financial control procedures which is commensurate with the size and nature of business. The internal control systems of the Company are monitored and evaluated by Internal Auditors and their Audit Reports are periodically reviewed by the Audit Committee of the Board of Directors.
- Based on the deliberations with Statutory Auditors to ascertain their views on the Financial Statements, including the Financial Reporting System and Compliance to Accounting Policies and Procedures, the Audit Committee was satisfied with the adequacy and effectiveness of the Internal Controls and Systems followed by the Company.
- The composition and terms of reference of the Audit Committee has been furnished in the Corporate Governance Report. There has been no instance where the Board has not accepted the recommendations of the Audit Committee.
  - The details of familiarization programs to



## wires & fabriks

Independent Directors with the Company, their roles, rights, responsibilities in the Company, nature of the industry in which the Company operates, business model of the Company and related matters may be referred to, at the Company's website at <http://www.wirefabrik.com/shareholder/FPID.pdf>.

- The Company has a Whistle Blower Policy in place for Vigil Mechanism. The Whistle Blower Policy has been reviewed and approved by the Board of Directors at its meeting held on 23<sup>rd</sup> May, 2022 as per the provisions of the Companies Act, 2013 and Regulation 22 of SEBI (Listing Obligations and Disclosure Requirements) Regulations, 2015. The said policy may be referred to, at the Company's website at <http://www.wirefabrik.com/shareholder/WBPVM.pdf>
- The statement of particulars, required pursuant to Section 197(12) of the Companies Act, 2013 read with Rule 5 of the Companies (Appointment and Remuneration of Managerial Personnel) Rules, 2014, forms a part of this report. However, as permitted under Section 136(1) the Companies Act, 2013, the Report and Accounts are being sent to all Members and other entitled persons excluding the above statements. Those interested in obtaining a copy of the said statements, may write to the Company at its Registered Office and the same will be sent by post. The statements are also available for inspection at the Registered Office, during working hours upto the date of the Annual General Meeting.
- The paid up Equity Share Capital as on 31st March, 2023 was Rs. 3,05,62,500. During the year under review, the Company has not issued shares with differential voting rights nor granted stock options nor sweat equity. The details of the Equity Shares held by the Directors as on 31st March, 2023 have been furnished in the Annual Return, available on the website of the Company at <http://www.wirefabrik.com/shareholder-information.html>
- The Company has transferred a total sum of Rs.

2,17,523/- during the financial year 2022-23 to the Investor Education & Protection Fund established by the Central Government, in compliance with Section 124(5) of the Companies Act, 2013.

- The Company has maintained cost records for its products for which cost records are required to be maintained as specified by the Central Government under section 148(1) of the Companies Act, 2013.
- The Company has always provided a congenial atmosphere for work to all employees that are free from discrimination and harassment including sexual harassment. It has provided equal opportunities of employment to all without regard to their caste, religion, colour and sex. The Company has constituted Internal Complaints Committee under the Sexual Harassment of Women at Workplace (Prevention, Prohibition and Redressal) Act, 2013 and also framed a Policy on "Prevention of Sexual Harassment" at the workplace. There were no cases reported during the year under review under the said Policy.
- In accordance with Regulation 34 and Schedule V of the SEBI (Listing Obligations and Disclosure Requirements) Regulations 2015, the Management Discussion & Analysis Report together with the Report on Corporate Governance and the certificate, in respect of compliance with the conditions of corporate governance, is annexed herewith.
- The Company has complied with the provisions of applicable Secretarial Standard 1 & 2 issued by the Institute of Company Secretaries of India and approved under Section 118(10) of the Companies Act, 2013.
- No material changes and commitments affecting the financial position of the Company occurred between the end of the financial year to which the financial statements relate and the date of this report, except the effect on operations due to government / covid restrictions / situation.

### For and on behalf of the Board

**K.K. Khaitan**  
Executive Chairman  
DIN: 00514864

**M. Khaitan**  
Managing Director  
DIN: 00459612

Place: Jaipur  
Date: 25<sup>th</sup> May, 2023



**ANNEXURE TO THE DIRECTORS' REPORT -**

**CONSERVATION OF ENERGY, TECHNOLOGY ABSORPTION AND FOREIGN EXCHANGE INFLOW & OUTFLOW**

Information pursuant to Section 134(3)(m) of the Companies Act, 2013 read with Rule 8(3) of the Companies (Accounts) Rules 2014 and forming part of the Boards' Report for the year ended on 31st March 2023.

**A. CONSERVATION OF ENERGY**

1. Steps taken or impact on Conservation of Energy.

The Company continues to remain conscious of conserving energy resources and takes various measures to rationalize the consumption of energy.

2. Steps taken by the Company for utilizing Alternate Sources of Energy.

Wheeling arrangement for self consumption has been made from one of the Company's Wind Power Plant established at Jaisalmer, Rajasthan. Company is also under an arrangement for production & purchase of Solar Energy.

3. Capital Investment on Energy Conservation Equipments.

The Company continues to identify and modernize equipments & processes for Energy Conservation.

**B. TECHNOLOGY ABSORPTION**

1. Efforts made towards Technology absorption.
  - a. Training of personnel
  - b. Absorption / adaptation of technology to suit indigenous requirements.
  - c. Analysis and feedback to improve products / processes / equipment.

- d. Strengthening of R & D.
  - e. Participation in conferences, seminars and exhibitions.
2. Benefits derived.
    - a. New / improved products / processes / equipments etc.
    - b. Indigenisation.
    - c. Strengthening of technological base.
  3. Imported Technology (Imported during last 3 Years).

No major Technology was directly imported by the Company during last 3 years.
  4. Expenditure Incurred on Research and Development.

(Rs. In Lacs)

|                             |   |        |
|-----------------------------|---|--------|
| (a) Capital                 | : | 0.38   |
| (b) Revenue                 | : | 173.29 |
| (c) Total                   | : | 173.67 |
| (d) Total R & D Expenditure | : | 1.60   |

(as a % of total turnover)

**C. FOREIGN EXCHANGE INFLOW AND OUTFLOW**

1. Activities relating to Exports.

The Company regularly exports its products to several countries. Efforts to develop new markets and consolidate the existing ones are continuing.
2. Total Foreign Exchange used and earned.

(Rs. In Lacs)

|                         |   |         |
|-------------------------|---|---------|
| Foreign Exchange earned | : | 3512.14 |
| Foreign Exchange used   | : | 3380.29 |

**For and on behalf of the Board**

**K.K. Khaitan**  
Executive Chairman  
DIN: 00514864

**M. Khaitan**  
Managing Director  
DIN: 00459612

Place: Jaipur  
Date: 25<sup>th</sup> May, 2023



## **wires & fabriks**

### **ANNEXURE TO THE DIRECTORS' REPORT - SECRETARIAL AUDIT REPORT**

**Form No.MR-3**

### **SECRETARIAL AUDIT REPORT**

### **FOR THE FINANCIAL YEAR ENDED 31<sup>ST</sup> MARCH, 2023**

[Pursuant to Section 204(1) of the Companies Act, 2013 and Rule 9 of the Companies (Appointment and Remuneration of Managerial Personnel) Rules, 2014]

To,  
The Members  
**Wires and Fabriks (S.A.) Limited**

We have conducted the secretarial audit of the compliance of applicable statutory provisions and the adherence to good corporate practices by **Wires and Fabriks (S.A.) Limited**. The Secretarial Audit was conducted in a manner that provided us a reasonable basis for evaluating the corporate conducts / statutory compliances and expressing our opinion thereon.

Based on our verification of the Company's books, papers, minute books, forms and returns filed and other records maintained by the Company and also the information provided by the Company, its officers, agents and authorized representatives during the conduct of secretarial audit, we hereby report that in our opinion, the Company has, during the audit period covering the financial year ended on 31st March 2023 ('Audit Period') complied with the statutory provisions listed hereunder and also that the Company has proper Board-processes and compliance-mechanism in place to the extent, in the manner and subject to the reporting made hereinafter.

We have examined the books, papers, minute books, forms and returns filed and other records maintained by the Company for the financial year ended on 31st March 2023 according to the provisions of:

- (i) The Companies Act, 1956, as applicable, and Companies Act, 2013 (the Act) and the rules made there under;
- (ii) The Securities Contracts (Regulation) Act, 1956 ('SCRA') and the rules made there under;
- (iii) The Depositories Act, 1996 and the Regulations and Bye-laws framed there under;
- (iv) Foreign Exchange Management Act, 1999 and the rules and regulations made there under to the extent of Foreign Direct Investment, Overseas Direct Investment and External Commercial Borrowings.
- (v) The following Regulations and Guidelines prescribed under the Securities and Exchange Board of India Act, 1992 ('SEBI Act'):
  - (a) The Securities and Exchange Board of India (Substantial Acquisition of Shares and Takeovers) Regulations, 2011;
  - (b) The Securities and Exchange Board of India (Prohibition of Insider Trading) Regulations, 1992;
  - (c) The Securities and Exchange Board of India (Issue of Capital and Disclosure Requirements) Regulations, 2009 and the Securities and Exchange Board of India (Issue of Capital and Disclosure Requirements) Regulations, 2018 - **Not applicable to the Company during the Audit period;**
  - (d) The Securities and Exchange Board of India (Employee Stock Option Scheme and Employee Stock Purchase Scheme) Guidelines, 1999 and the Securities and Exchange Board of India (Share Based Employee Benefits) Regulations, 2014 - **Not applicable to the Company during the Audit period;**
  - (e) The Securities and Exchange Board of India (Issue and Listing of Debt Securities) Regulations, 2008 - **Not applicable to the Company during the Audit period;**



- (f) The Securities and Exchange Board of India (Registrars to an Issue and Share Transfer Agents) Regulations, 1993 regarding the Companies Act and dealing with client - **Not applicable to the Company during the Audit period;**
  - (g) The Securities and Exchange Board of India (Delisting of Equity Shares) Regulations, 2009;
  - (h) The Securities and Exchange Board of India (Buyback of Securities) Regulations, 1998 and the Securities and Exchange Board of India (Buyback of Securities) Regulations, 2018, as applicable - **Not applicable to the Company during the Audit period;**
  - (i) The Securities and Exchange Board of India (Listing Obligations and Disclosure Requirements) Regulations, 2015;
  - (j) The Securities and Exchange Board of India (Depositories and Participants) Regulations, 2018.
- (vi) Other laws applicable to the company as per the representations made by the management.  
We have also examined compliance with the applicable clauses of the following:
- i. Secretarial Standards issued by The Institute of Company Secretaries of India.
  - ii. The Listing Agreements entered into by the Company with Stock Exchanges.

We have relied on the representation made by the Company and its Officers for systems and mechanism formed by the Company for compliances under other applicable Acts, Laws and Regulations to the Company.

During the period under review the Company has complied with the provisions of the Act, Rules, Regulations, Guidelines, Standards, etc. mentioned above.

We further report that:

The Board of Directors of the Company is duly constituted with proper balance of Executive Directors, Non-Executive Directors and Independent Directors.

Adequate notice is given to all directors to schedule the Board Meetings, agenda and detailed notes on agenda were sent at least seven days in advance, and a system exists for seeking and obtaining further information and clarifications on the agenda items before the meeting and for meaningful participation at the meeting.

All the decisions at Board Meetings and Committee Meetings are carried out unanimously as recorded in the minutes of the meetings of the Board of Directors or Committee of the Board, as the case may be.

We further report that there are adequate systems and processes in the Company commensurate with the size and operations of the company to monitor and ensure compliance with applicable laws, rules, regulations and guidelines.

**Date: 25.05.2023**  
**Place: Kolkata**  
**UDIN: F011510E000380208**

**For Sourav Kedia & Associates**  
**Company Secretaries**

**Sourav Kedia**  
**(Proprietor)**  
**Membership No: F 11510**  
**C.P. No.: 15259**  
**Peer Review No.: 2798/2022**

Note: This Report is to be read with our letter of even date which is annexed as 'Annexure A' and forms an integral part of this Report.



## **wires & fabriks**

### **“ANNEXURE – A”**

To,  
The Members  
**Wires and Fabriks (S.A.) Limited**

Our report of even date is to be read along with this letter.

- 1) Maintenance of secretarial record is the responsibility of the management of the Company. Our responsibility is to express an opinion on these secretarial records based on our audit.
- 2) We have followed the audit practices and processes as were appropriate to obtain reasonable assurance about the correctness of the contents of the secretarial records. The verification was done on the test basis to ensure that correct facts are reflected in secretarial records. We believe that the processes and practices, we followed provide a reasonable basis for our opinion.
- 3) We have not verified the correctness and appropriateness of financial records and Books of Accounts of the Company.
- 4) Where ever required, we have obtained the management representation about the compliance of laws, rules and regulations and happening of events etc.
- 5) The compliance of the provisions of Corporate and other applicable laws, rules, regulations, standards is the responsibility of management. Our examination was limited to the verification of procedures on test basis.
- 6) The Secretarial Audit report is neither an assurance as to the future viability of the company nor of the efficacy or effectiveness with which the management has conducted the affairs of the Company.

**Date: 25.05.2023**  
**Place: Kolkata**  
**UDIN: F011510E000380208**

**For Sourav Kedia & Associates**  
**Company Secretaries**

**Sourav Kedia**  
**(Proprietor)**  
**Membership No: F 11510**  
**C.P. No.: 15259**  
**Peer Review No.: 2798/2022**



## REPORT ON CORPORATE GOVERNANCE

[Pursuant to Schedule V of Securities and Exchange Board of India (Listing Obligation and Disclosure Requirements) Regulations, 2015]

### 1. COMPANY'S PHILOSOPHY ON CODE OF GOVERNANCE

The Company believes in and practices good corporate governance. The Company creates an environment to enable the management for the efficient conduct of the business and to meet its obligations to all stakeholders.

### 2. BOARD OF DIRECTORS

During the year, 8 meetings of the Board of Directors were held i.e. two meetings each on 23<sup>rd</sup> May, 2022, 6<sup>th</sup> August, 2022, 12<sup>th</sup> November, 2022 and 13<sup>th</sup> February, 2023. The maximum gap between any two meetings was less than one hundred and twenty days. The Board was presented with all relevant and necessary information at its meetings including information as required under the listing regulations. Details of Directors seeking appointment / re-appointment at 66th Annual General Meeting are given in the Notice.

The composition and category of the Board of Directors of the Company and other information as on 31<sup>st</sup> March, 2023, is as follows:

| Name of Director**                          | Category of Director | No. of Board Meetings Attended | Last AGM Attended | Directorships in other Public Ltd. Companies** | Committee* Position in other Companies |          |
|---|----------------------|--------------------------------|-------------------|--|--|----------|
|   |                      |                                |                   |  | Member                                 | Chairman |
| Mr. K. K. Khaitan, Executive Chairman       | PE                   | 8                              | Yes               | 1  | -                                      | -        |
| Mr. M. Khaitan, Managing Director           | PE                   | 8                              | Yes               | 1  | -                                      | -        |
| Mr. Devesh Khaitan, Joint Managing Director | PE                   | 4                              | Yes               | 1  | -                                      | -        |
| Ms. Pranika Khaitan Rawat                   | NENI                 | 8                              | Yes               | -  | -                                      | -        |
| Mr. Rishi Bajoria                           | NEI                  | 8                              | Yes               | 2  | 2                                      | -        |
| Mr. Saroj Khemka                            | NEI                  | 6                              | Yes               | -  | -                                      | -        |
| Mr. Satish Ajmera                           | NEI                  | 8                              | Yes               | 3  | 3                                      | 3        |
| Dr. SudhirBhandari                          | NEI                  | 8                              | Yes               | -  | -                                      | -        |

PE: Promoter & Executive, NEI: Non Executive & Independent, NENI: Non Executive & Non Independent, \*Audit Committee, Nomination and Remuneration Committee & Stakeholders Relationship Committee are considered only. \*\*Designation of Directors and Directorships in other public limited companies are as on the date of the report.

Mr. Devesh Khaitan is the son of Mr. K.K. Khaitan and Ms. Pranika Khaitan Rawat is the daughter of Mr. M. Khaitan. Number of equity shares held by non-executive directors are given in the annual return.

Mr. Satish Ajmera is an Independent Director in two other listed entities i.e. The Lakshmi Mills Company Limited & PCS Technology Limited; Mr. Rishi Bajoria is an Independent Director in one other listed entity i.e. Jayshree Chemicals Ltd. Other Directors of the Company do not hold directorship in any other listed entity.

The details of the Familiarisation Program of Independent Directors may be referred to, at the Company's official website at <http://www.wirefabrik.com/shareholder/FPID.pdf>

The Board has identified the following skills / expertise / competencies fundamental for the effective functioning of the Company which are currently available with the Board:

#### Industry knowledge / experience

Experience of sector / industry  
 Knowledge of sector / industry  
 Knowledge of international best practices  
 Knowledge of technologies in sector / industry

#### Technical skills / expertise

Functional experience  
 Laws and corporate governance  
 Risk management  
 Human resource management



## **wires & fabriks**

### **Governance competencies**

Senior management experience  
Strategic thinking / planning  
Financial literacy  
Public relations  
Profile / reputation

### **Behavioral competencies**

Team player / collaborative  
Integrity, seriousness and ethics  
Mentoring abilities  
Interpersonal relations  
Communication skills

The eligibility of a person to be appointed as a Director of the Company is dependent on whether the person possesses the applicable requisite skill sets among above as identified by the Board, in context of business and sector in which the company operates. Moreover, the Directors so appointed are drawn from diverse backgrounds and possess special skills with regard to the industries / fields from where they come.

The Board is of the opinion that, the independent directors are independent of the management and fulfill the conditions as specified in the SEBI (Listing Obligations and Disclosure Requirements) Regulations, 2015 as amended from time to time.

### **3. AUDIT COMMITTEE**

During the period under review, Audit Committee headed by Mr. Satish Ajmera comprised of three other Non-Executive Independent Directors namely Mr. Rishi Bajoria, Mr. Saroj Khemka & Dr. Sudhir Bhandari and an Executive Director Mr. M. Khaitan, Managing Director. The terms of reference, role and powers of the Audit Committee are in line with the regulatory requirements mandated by the Securities and Exchange Board of India (Listing Obligations and Disclosure Requirements) Regulations, 2015 as well as the Companies Act, 2013. During the year, four meetings of the Audit Committee were held on 23<sup>rd</sup> May, 2022, 6<sup>th</sup> August, 2022, 12<sup>th</sup> November, 2022 and 13<sup>th</sup> February, 2023.

Mr. Satish Ajmera, Mr. Rishi Bajoria, Mr. Saroj Khemka, Dr. Sudhir Bhandari and Mr. M. Khaitan attended 4, 4, 3, 4 and 4 meetings respectively. The Company Secretary acts as a Secretary to the Committee.

### **4. NOMINATION AND REMUNERATION COMMITTEE**

During the period under review, Nomination and Remuneration Committee headed by Mr. Saroj Khemka comprised of two other Non-Executive Independent Directors namely Dr. Sudhir Bhandari and Mr. Rishi Bajoria and a Non-Executive Non Independent Director, Ms. Pranika Khaitan Rawat. The terms of reference, role and powers of the Committee are in line with the regulatory requirements mandated by the Securities and Exchange Board of India (Listing Obligation and Disclosure Requirements) Regulations, 2015 as well as Companies Act, 2013. During the year, the Committee met on 23<sup>rd</sup> May, 2022. Mr. Saroj Khemka, Mr. Rishi Bajoria, Dr. Sudhir Bhandari and Ms. Pranika Khaitan Rawat all attended the said meeting. The criteria for evaluation of performance of Independent Directors cover the areas of Participation, Knowledge & Skills and others as recommended by the Committee. The Company Secretary acts as a Secretary to the Committee.

### **5. REMUNERATION OF DIRECTORS**

The payments of remuneration to the Managing Director(s) and Executive Director are governed by the Company's Remuneration Policy and the respective agreement between them and the Company. The tenure of Mr. Kishan Kumar Khaitan as Executive Chairman, Mr. Mahendra Khaitan, Managing Director and Mr. Devesh Khaitan, Joint Managing Director, is for a period of five years with effect from 1<sup>st</sup> April, 2022, which can be further extended by re-appointing them, subject to the approval by Members in the General Meeting. The Remuneration paid to the Chairman and Managing Director(s) is on the basis of the approvals received from the Shareholders of the Company. The Non-Executive Directors are being paid sitting fees as approved by the Board / Committee besides reimbursement of actual travelling and out of pocket expenses. Presently, the Company does not have any scheme for grant of stock options either to the directors or employees of the Company. There was no pecuniary relationship or transactions between the Non-Executive Directors and the Company during the Financial Year 2022-23.

The details of remuneration to the Directors during the year 2022-23 are as under:

| Name                                      | Salary (Rs.) | Other Benefits(Rs.) | Sitting Fees (Rs.) | Total (Rs.) |
|---|--------------|---------------------|--------------------|-------------|
| Mr. K. K. Khaitan, Executive Chairman     | 3,60,00,000  | 43,62,968           | -                  | 4,03,62,968 |
| Mr. M. Khaitan, Managing Director         | 3,60,00,000  | 43,61,229           | -                  | 4,03,61,229 |
| Mr. Devesh Khaitan, Jt. Managing Director | 1,03,20,000  | 12,62,078           | -                  | 1,15,82,078 |
| Ms. Pranika Khaitan Rawat, Director       | -            | -                   | 1,35,000           | 1,35,000    |
| Mr. Rishi Bajoria, Director               | -            | -                   | 2,10,000           | 2,10,000    |
| Mr. Saroj Khemka, Director                | -            | -                   | 1,65,000           | 1,65,000    |
| Mr. Satish Ajmera, Director               | -            | -                   | 2,10,000           | 2,10,000    |
| Dr. Sudhir Bhandari, Director             | -            | -                   | -                  | -           |

#### 6. STAKEHOLDERS RELATIONSHIP COMMITTEE

During the period under review, Stakeholders Relationship Committee was headed by Mr. Rishi Bajoria. The committee comprised of two Non-Executive Independent Directors, Mr. Saroj Khemka and Mr. Satish Ajmera. The Committee also comprised of an Executive Director, Mr. Devesh Khaitan throughout the year. The terms of reference, role and powers of the Stakeholders Relationship Committee are in line with the regulatory requirements mandated by the Securities and Exchange Board of India (Listing Obligation and Disclosure Requirements) Regulations, 2015. During the year, the Committee met on 23<sup>rd</sup> May, 2022, which was attended by Mr. Rishi Bajoria, Mr. Saroj Khemka, Mr. Satish Ajmera and Mr. Devesh Khaitan. Grievances requiring specific guidance in between the meetings are communicated to the Chairman and redressed as per his advice.

The Company has received Nil complaints during the year. All complaints, if any, are resolved / replied within reasonable time. The Company Secretary acts as the Secretary to the Committee and the Compliance Officer.

#### 7. GENERAL BODY MEETINGS

The last three Annual General Meetings were held on:

- 29<sup>th</sup> June, 2022 at 3.00 P.M. through Video Conferencing / Other Audio Visual Means
- 12<sup>th</sup> August, 2021 at 3.00 P.M. through Video Conferencing / Other Audio Visual Means
- 21<sup>st</sup> July, 2020 at 3.00 P.M. through Video Conferencing / Other Audio Visual Means

All the Special Resolutions contained in the respective Notices of the previous three AGM's were passed by the Members.

#### 8. MEANS OF COMMUNICATION

Annual Reports in respect of each financial year are mailed to all shareholders generally in June / July / August of each calendar year. The extract / quarterly financial results are normally published in Financial Express (English) & Sukhabar (Vernacular) and are also submitted to the concerned Stock Exchanges in required format to enable them to display at their respective websites. The quarterly / annual financial statement, shareholding pattern along with the presentation on financial results and official news releases, if any, are posted on Company website and can be viewed on [www.wirefabrik.com](http://www.wirefabrik.com). Further, all other price sensitive and other information is sent to the Stock Exchange where shares of the Company are listed, enabling them to display the same on their website.

#### 9. GENERAL SHAREHOLDER INFORMATION

- (a) Company Registration Details : The Company is registered in the State of West Bengal, India. The Corporate Identity Number (CIN) allotted to the Company by the Ministry of Corporate Affairs (MCA) is L29265WB1957PLC023379.
- (b) AGM Date, Time & Venue / Mode : Tuesday, 18<sup>th</sup> July, 2023 at 15:00 Hrs (IST) through Video Conferencing ("VC") using platform provided by NSDL.
- (c) Financial Year : 1st April to 31st March
- (d) Dates of Book closure : 12<sup>th</sup> July, 2023 to 18<sup>th</sup> July, 2023 (both days inclusive)



## wires & fabriks

(e) Listing of Stock Exchanges & Stock Code:

|  |
|--|
| B.S.E. Ltd.<br>P. J. Towers, Dalal Street, Mumbai 400001<br>(Stock Code: 507817) |
|--|

The annual listing fee for the year 2023-2024 has been paid to BSE Ltd. The Company has been voluntarily delisted from the Calcutta Stock Exchange Ltd. with effect from 18<sup>th</sup> July, 2022

(f) Share Price Data, as traded at BSE Limited during 2022-2023: (in Rs.)

|             | 2022   |        |       |       |       |        |        |        |        | 2023   |        |        |
|-------------|--------|--------|-------|-------|-------|--------|--------|--------|--------|--------|--------|--------|
|             | April  | May    | June  | July  | Aug.  | Sept.  | Oct.   | Nov.   | Dec.   | Jan.   | Feb.   | Mar.   |
| <b>High</b> | 104.10 | 103.00 | 94.60 | 97.80 | 94.85 | 125.35 | 122.45 | 120.00 | 172.90 | 157.15 | 152.70 | 149.35 |
| <b>Low</b>  | 86.35  | 80.75  | 79.30 | 85.00 | 85.25 | 83.05  | 97.05  | 96.75  | 107.55 | 129.05 | 127.50 | 130.05 |

(Source: BSE Website)

**Note:** During the year under review i.e. till the time the Company was listed with The Calcutta Stock Exchange Limited, there was no trading.

(g) Stock Performance in comparison to BSE Sensex:

|                                    | As on 31.03.2022 | As on 31.03.2023 | Increase / (Decrease) % |
|------------------------------------|------------------|------------------|-------------------------|
| BSE Sensex                         | 58568.51         | 58991.52         | 0.72                    |
| Company's Stock Price at BSE (Rs.) | 93.30            | 141.95           | 52.14                   |

(Source: BSE Website)

(h) Registrar & Transfer Agent : ABS Consultant Pvt. Ltd.  
99, Stephen House, 6th Floor, 4, B.B D Bag (E), Kolkata-700 001  
Ph.:+91 33 2230-1043 / 2243-0153.  
E-Mail: absconsultant99@gmail.com

(i) Share Transfer System : Share transfers documents complete in all respects are registered and/or share transfer under objections are returned within stipulated time period.

(j) Distribution of Shareholding as on 31st March, 2023:

| No. of shares | No. of Equity Shareholders | % of Shareholders | No. of Equity Shares held | % of Shareholding |
|---------------|----------------------------|-------------------|---------------------------|-------------------|
| 1 to 1000     | 3042                       | 97.91             | 343122                    | 11.23             |
| 1001 to 10000 | 57                         | 1.83              | 158722                    | 5.19              |
| 10001 & above | 8                          | 0.26              | 2554406                   | 83.58             |
| Total         | 3107                       | 100.00            | 3056250                   | 100.00            |

Categories of Shareholding as on 31<sup>st</sup> March, 2023:

| Category                               | No. of Shares held | % of Shareholding |
|--|--------------------|-------------------|
| Promoters                              | 2286356            | 74.81             |
| Mutual Funds                           | 550                | 0.02              |
| Financial Institutions / Banks         | 100                | 0.01              |
| Public Shareholders - Individuals      | 496348             | 16.24             |
| Public Shareholders - Bodies Corporate | 192621             | 6.30              |
| Others                                 | 80275              | 2.62              |



- (k) Dematerialisation of shares and liquidity : The Equity Shares of the Company are eligible for demat by both the depositories namely NSDL & CDSL, under ISIN: INE469D01013. About 96.22% of shares were held in dematerialisation form by the shareholders of the Company, as on 31st March, 2023. The trading of the equity shares of the Company on the Stock Exchanges are under the list of compulsory delivery in dematerialization form by all investors. The shares of the Company are regularly traded at BSE.
- (l) Outstanding ADR's / GDR's / Warrants / or any other Convertible Instruments : Nil
- (m) Commodity Price Risk / Foreign Exchange Risk and Hedging : The Company does not deal in commodities. The Company actively monitors the foreign exchange movements associated with normal business transactions in foreign currencies and takes forward covers if appropriate to reduce the risks.
- (n) Plant Locations : Jaipur & Jaisalmer, Rajasthan
- (o) Address for Correspondence & Redressal of Investor Grievances : The Compliance Officer  
Wires and Fabriks (S.A.) Limited  
7, Chittaranjan Avenue, Kolkata-700 072  
Phone Nr.: +91 33 40124012  
E-Mail: cs@wirefabrik.com
- (p) Compliance officer : The Company Secretary acts as Compliance Officer of the Company.
- (q) Details of credit ratings obtained/ reviewed during the year 2022-2023.

| Facilities                 | Rating  | Remarks    |
|----------------------------|---|------------|
| Long-term Bank Facilities  | IVR BBB; Stable Outlook<br>(IVR Triple B with Stable Outlook) | Reaffirmed |
| Short-term Bank Facilities | IVR A3+ (IVR A Three Plus)                                    | Reaffirmed |

**10. DISCLOSURES**

- (i) As a matter of policy, the Company does not enter into any transaction with any related party that may have potential conflict with the interests of the Company at large. The transactions with related party in normal course of business have been disclosed in the Notes forming part of Accounts.
- (ii) Neither were any penalties imposed, nor were any strictures passed by Stock Exchange(s) or SEBI or any Statutory Authority on any Capital Market related matters during the last three years.
- (iii) The Company has a whistle blower policy and no employee has been denied access to the Audit Committee and / or Director in respect of his / her grievances.
- (iv) The Company has complied with the mandatory requirements of the Listing Regulation. The Company has adopted various non-mandatory requirements as well, as discussed under relevant headings.
- (v) The Company does not have a Subsidiary and as such no Policy for determining material subsidiaries was formulated.
- (vi) The Company has framed Related Party Transaction Policy and is placed on the Company's website and may be referred to, at the Company's official website at <http://www.wirefabrik.com/shareholder/RPTP.pdf>



## **wires & fabriks**

- (vii) During the financial year ended 31st March, 2023 the Company did not engage in commodity hedging activities.
- (viii) During the financial year 2022-23 the Company have not raised or utilized any funds through preferential allotment or qualified institutions placement.
- (ix) The Company has obtained a certificate from a practicing company secretary certifying that none of the directors of the company have been debarred or disqualified from being appointed or continuing as directors of the companies by SEBI / MCA or any such statutory authority.
- (x) The board of directors has accepted the recommendations of its committees made during the financial year 2022-23.
- (xi) The Company has paid total fees of Rs. 3.62 lacs to the statutory auditors towards all the services rendered by them, on a consolidated basis. No other payments are made to any network firm / network entity of which the statutory auditor may be a part.
11. There has been no instance of non-compliance of any requirement of Corporate Governance Report.

### **12. ADOPTION OF NON - MANDATORY REQUIREMENTS**

| <b>Sr.Nr.</b> | <b>Particulars</b>                 | <b>Compliance Status / Remarks</b>   |
|---------------|------------------------------------|--|
| 1             | Audit Qualification                | The financial statement has no qualifications.                                     |
| 2             | Separate posts of Chairman and CEO | The post of the Chairman of the Company and the CEO are held by different persons. |
| 3             | Reporting of Internal Auditors     | The Internal Auditors have a direct access to the Chairman of the Audit Committee. |

13. The Company has fully complied with the applicable requirement specified in Regulation 17 to 27 and clause (b) to (i) of sub-regulation (2) of Regulation 46.

### **14. CEO/CFO CERTIFICATION**

As required under Regulation 17(8) of the SEBI (Listing Obligations and Disclosure Requirements) Regulations 2015, Chief Executive Officer and Chief Financial Officer of the Company have certified to the Board of Directors, inter-alia, the accuracy of the financial statements and adequacy of internal control for the financial reporting purpose, for the year under review.

**For and on behalf of the Board**

Place: Jaipur  
Date: 25<sup>th</sup> May, 2023

**K.K. Khaitan**  
Executive Chairman  
DIN: 00514864

**M. Khaitan**  
Managing Director  
DIN: 00459612

## DECLARATION IN RESPECT OF COMPLIANCE WITH THE CODE OF CONDUCT

It is hereby declared that all Board Members, Key Managerial Personnel and Senior Management Personnel of the Company have affirmed compliance with the Code of Conduct of the Company, for the financial year ended 31<sup>st</sup> March, 2023.

Place: **Jaipur**  
Date: **25<sup>th</sup> May, 2023**

**M. KHAITAN**  
CEO

## Certificate to the Members of Wires and Fabriks (S.A.) Limited on the conditions of Corporate Governance for the year ended 31st March, 2023

To,  
The Members  
Wires and Fabriks (S.A.) Limited  
7, Chittaranjan Avenue,  
Kolkata-700072

We have examined the compliance of conditions of Corporate Governance by **Wires and Fabriks (S.A.) Limited** ('the Company') for the year ended **31<sup>st</sup> March 2023**, as stipulated in Regulation 17 to 27, 46(2) (b) to (i), Schedule II and V (paragraphs C, D and E) of the Securities and Exchange Board of India (Listing Obligations and Disclosure Requirements) Regulations, 2015 ("Listing Regulations") as amended from time to time. We have obtained all the information and explanations which to the best of our knowledge and belief were necessary for the purpose of certifications.

The compliance of conditions of Corporate Governance is the responsibility of the management. Our examination was limited to procedures and implementations thereof, adopted by the Company for ensuring the compliance of the conditions of the Corporate Governance. It is neither an audit nor an expression of opinion on the financial statements of the Company.

In our opinion and to the best of our information and according to the explanations given to us, and the representations made by the directors and the management, we certify that the Company has complied with the conditions of Corporate Governance as stipulated in the above mentioned Listing Regulations.

We further state that such compliance is neither an assurance as to the future viability of the Company nor the efficiency or effectiveness with which the Management has conducted the affairs of the Company.

Place: **Kolkata**  
Date: **25.05.2023**  
UDIN: F011510E000380263

**For Sourav Kedia & Associates**  
Company Secretaries

**Sourav Kedia**  
(Proprietor)  
Membership No: F 11510  
C.P. No.: 15259  
Peer Review No.: 2798/2022



## **wires & fabriks**

### **CERTIFICATE OF NON-DISQUALIFICATION OF DIRECTORS**

(Pursuant to Regulation 34(3) and Schedule V Para C clause (10) (i) of the SEBI (Listing Obligations and Disclosure Requirements) Regulations, 2015)

To,  
The Members  
**Wires and Fabriks (S.A.) Limited**  
7, Chittaranjan Avenue,  
Kolkata- 700072

We have examined the relevant registers, records, forms, returns and disclosures received from the Directors of **Wires and Fabriks (S.A.) Limited** (CIN: L29265WB1957PLC023379) and having registered office at 7, Chittaranjan Avenue, Kolkata - 700072 (hereinafter referred to as 'the Company'), produced before us by the Company for the purpose of issuing this Certificate, in accordance with Regulation 34(3) read with Schedule V Para-C Sub clause 10(i) of the Securities Exchange Board of India (Listing Obligations and Disclosure Requirements) Regulations, 2015 as amended from time to time.

In our opinion and to the best of our information and according to the verifications (including Directors Identification Number (DIN) status at the portal [www.mca.gov.in](http://www.mca.gov.in)) as considered necessary and explanations furnished to us by the Company & its officers, we hereby certify that none of the Directors on the Board of the Company as stated below for the Financial Year ending on 31<sup>st</sup> March, 2023 have been debarred or disqualified from being appointed or continuing as Directors of companies by the Securities and Exchange Board of India, Ministry of Corporate Affairs or any such other Statutory Authority.

| SI No | Name of Director      | DIN      | Date of appointment<br>in Company |
|-------|-----------------------|----------|-----------------------------------|
| 1     | Satish Ajmera         | 00208919 | 29/11/2001                        |
| 2     | Mahendra Khaitan      | 00459612 | 26/06/1989                        |
| 3     | Saroj Kumar Khemka    | 00489838 | 05/02/2015                        |
| 4     | Rishi Bajoria         | 00501157 | 13/02/2020                        |
| 5     | Kishan Kumar Khaitan  | 00514864 | 14/08/1978                        |
| 6     | Devesh Khaitan        | 00820595 | 27/06/2014                        |
| 7     | Pranika Khaitan Rawat | 07062242 | 05/02/2015                        |
| 8     | Sudhir Bhandari       | 08755101 | 13/06/2020                        |

Ensuring the eligibility for the appointment / continuity of every Director on the Board is the responsibility of the management of the Company. Our responsibility is to express an opinion on these based on our verification. This certificate is neither an assurance as to the future viability of the Company nor of the efficiency or effectiveness with which the management has conducted the affairs of the Company.

Place: **Kolkata**  
Date: **25.05.2023**  
UDIN: F011510E000380221

**For Sourav Kedia & Associates**  
**Company Secretaries**

**Sourav Kedia**  
**(Proprietor)**  
**Membership No: F 11510**  
**C.P. No.: 15259**  
**Peer Review No.: 2798/2022**



## **MANAGEMENT DISCUSSIONS & ANALYSIS REPORT 2022-23**

### **INDUSTRY STRUCTURE & DEVELOPMENTS**

The Company mainly deals in technical products for the Paper Industry. The Paper Industry in India is generally growing at a rate higher than the GDP of the Country. This growth is higher than that of China's and many other Asian countries. Present per capita paper consumption in India being low, it is bound to increase, resulting in increased production of paper and increased consumption of company's products. The same is true in the case of other Asian countries. Our products requiring tailor made services offer us a great opportunity both by way of geographical advantage & local expertise.

### **OPPORTUNITIES & THREATS**

Growth in the Paper Industry can be predicted with certainty. Besides growth in the domestic sector, growth opportunity also exists in the export sector, as Asia is the fastest growing region in the world for the paper sector. Besides domestic competition, competition from overseas suppliers may increase due to various developments in the Indian Economy. However, the Company has maintained its leadership due to continuous thrust on modernization & technology up-gradation.

### **SEGMENT WISE OR PRODUCT WISE PERFORMANCE**

Products for the Paper industry had a brief setback in the current economic scenario. Wind mills are performing satisfactorily. Adverse impacts of Covid on the paper industry are still visible. However, the market conditions are now improving. The paper industry is expected to grow in sync with the economic growth.

### **FUTURE OUTLOOK**

In order to meet the growing demands of both the domestic and foreign markets, the Company planned another expansion cum modernisation project during the year. This would enhance the production capacity of the Company and will in turn help to serve more customers. This will make the Company prepared for the future and improve the performance in the coming years.

### **RISKS & CONCERNS**

Reduction in growth rate of Indian Paper Industry and increased competition both from domestic and overseas suppliers and fluctuations in foreign currency rates are main areas of concern. Costly equipments and constantly upgrading technology reduces margins. However, the emphasis on Research & Development has led to an inherent technical strength, which helps the Company to maintain its leadership and bottom-line. The Company plans efficiently to mitigate all risks and concerns.

### **INTERNAL CONTROL SYSTEMS & THEIR ADEQUACY**

The Company has adequate internal control procedure commensurate with the nature of its business & size of its operations. Internal Audit is conducted at regular intervals and covers the key areas of operations.

### **DISCUSSIONS ON FINANCIAL PERFORMANCE WITH RESPECT TO OPERATIONAL PERFORMANCE**

The Company closed last financial year with increased turnover and profits. The Company plans to further strengthen the areas where more improvement opportunities exist and aims to achieve better financial results in the coming years.

### **MATERIAL DEVELOPMENT IN HUMAN RESOURCES / INDUSTRIAL RELATIONS**

Human Resource and Industrial Relations form an important part of any organization, business, or economy. The Company continues to give its high attention to its Human Resources. Various initiatives were successfully implemented during the year. Industrial relations continue to be cordial.



## **wires & fabriks**

### **FINANCIAL RATIOS**

The details on key financial ratios are produced below which enables to measure Company's operational efficiency, liquidity, stability and profitability, giving management, investors and other stakeholders more relevant information than raw financial data and to take better strategic, operational & financial decisions by using the widely popular, and arguably indispensable, technique of ratio analysis.

|                                 | <b>FY 2022-23</b> | <b>FY 2021-22</b> |
|---------------------------------|-------------------|-------------------|
| i. Debtors Turnover             | 4.80              | 3.72              |
| ii. Inventory Turnover          | 4.59              | 5.66              |
| iii. Interest Coverage Ratio    | 1.27              | 1.20              |
| iv. Current Ratio               | 1.49              | 1.62              |
| v. Debt Equity Ratio            | 1.56              | 1.91              |
| vi. Operating Profit Margin (%) | 5.50              | 2.83              |
| vii. Net Profit Margin (%)      | 1.24              | 0.97              |
| viii. Return on Net Worth (%)   | 2.87              | 2.11              |

Return on Net Worth, Operating Profit, Net Profit Margins and Interest Coverage Ratio has improved due to increase in revenue of the Company. Utilization of parked funds for the project affected Current Ratio. Timely repayment/pre-payments of term loans with better utilization of borrowed working capital funds resulted in improved Debt Equity Ratio. Better realization resulted in improvement of Debtors Turnover Ratio in spite of increased turnover. Increased level of inventory due to deliberate procurement considering dearth of containers and availability of shipping line / vessels during the year affected Inventory Turnover.

### **CAUTIONARY STATEMENT**

Some of the statements made above are stated as required by applicable regulations. While they are based on the data available and the bonafide judgment of the management, the actual results may be affected by various factors, which may be different from what your management envisages in terms of future performance & outlook.

#### **For and on behalf of the Board**

Place: **Jaipur**  
Date: **25<sup>th</sup> May, 2023**

**K.K. Khaitan**  
**Executive Chairman**  
DIN: 00514864

**M. Khaitan**  
**Managing Director**  
DIN: 00459612

**INDEPENDENT AUDITOR'S REPORT**  
**To the Members of WIRES AND FABRIKS (S.A.) LIMITED**

**Report on the Audit of the Ind AS Financial Statements**

**Opinion**

We have audited the financial statements of Wires and Fabriks (S.A.) Limited ("the Company"), which comprises the Balance sheet as at 31<sup>st</sup> March 2023, and the Statement of Profit and Loss (Including Other Comprehensive Income), Cash Flow Statement and the Statement of changes in equity for the year then ended, and notes to the financial statements, including a summary of significant accounting policies and other explanatory information for the year ended on that date (hereinafter referred to as "Ind AS financial statements").

In our opinion and to the best of our information and according to the explanations given to us, the aforesaid Ind AS financial statements give the information required by the Companies Act, 2013 ("the Act") in the manner so required and give a true and fair view in conformity with the accounting principles generally accepted in India, of the state of affairs of the Company as at March 31, 2023, and its profits (including other comprehensive income) and its cash flows and the changes in equity for the year ended on that date.

**Basis for Opinion**

We conducted our audit in accordance with the Standards on Auditing (SAs) specified under section 143(10) of the Act. Our responsibilities under those Standards are further described in the Auditor's Responsibilities for the Audit of the Financial Statements section of our report. We are independent of the Company in accordance with the Code of Ethics issued by the Institute of Chartered Accountants of India together with the ethical requirements that are relevant to our audit of the financial statements under the provisions of the Companies Act, 2013 and the Rules made thereunder, and we have fulfilled our other ethical responsibilities in accordance with these requirements and the Code of Ethics. We believe that the audit evidence we have obtained is sufficient and appropriate to provide a basis for our opinion on financial Statements.

**Key Audit Matters**

Key audit matters are those matters that, in our professional judgment, were of most significance in our audit of the financial statements of the current period. These matters were addressed in the context of our audit of the financial statements as a whole, and in forming our opinion thereon, and we do not provide a separate opinion on these matters.

| Sr.No. | Key Audit Matter   | Auditor's Response   |
|--------|--|--|
| 1      | <p><b>Accuracy of recognition, measurement, presentation and disclosures of receivable and expected credit loss.</b></p> <p>A receivable shall be classified as 'trade receivable' if it is in respect of the amount due on account of goods sold or services rendered in the normal course of business. Hence, amounts due under contractual rights, other than arising out of sale of goods or rendering of services, cannot be included within Trade Receivables.</p> <p>As per Ind AS 109, the company is required to recognize a loss allowance (i.e. impairment) for</p> | <p>Our procedures included:-</p> <p><b>Accounting policies:</b> Trade receivable which are likely to be realized within twelve months from the date of Balance Sheet or within the operating cycle than it shall be classifying as current assets.</p> <p><b>Control testing:</b><br/>Testing the effectiveness of the company controls over the calculation of trade receivable as 'doubtful'.</p> <p><b>Tests of details:</b></p> <ul style="list-style-type: none"> <li>- Obtaining supporting documentation for sales transactions recorded either side of year end as well as credit notes issued after the year end date to determine whether trade receivable corresponding to revenue was recognised in the correct period.</li> <li>- Documentation for a sample invoice of goods or services sold and supporting documentation.</li> <li>- Credit loss is the difference between all contractual cash flows that are due to an entity in accordance with the contract and all the cash flows that the entity expects to receive (i.e. cash shortfalls), including cash flows from the sale of collateral held.'</li> </ul> |



## wires & fabriks

| Sr.No. | Key Audit Matter  | Auditor's Response   |
|--------|---|--|
|        | expected credit losses on financial assets including trade receivables.   | <p><b>Credit Risk:</b> Credit risk is the risk that counterparty will not meet its obligation under customer contract, leading to a financial loss. The company is exposed to credit risk from its operating activities primarily to trade receivable.</p> <p><b>Assessing disclosures:</b><br/>Considering the adequacy of the Group's disclosures in respect of Trade receivable.</p> <p><b>Our results :</b></p> <ul style="list-style-type: none"><li>- The results of our testing were satisfactory, and we considered that the trade receivables were recorded on amount due on goods and services rendered in the normal course of business and company has a credit review and monitoring system which includes credit approvals credit limits and monitoring.</li></ul>   |
| 2      | <p><b>Assessment of Provisions and Contingent liabilities.</b><br/>Assessment of Provisions and Contingent liabilities in respect of certain provisions including claim filed by other parties not acknowledged as debt. (Refer note no. 21 and 31 to the financial statements).<br/>Significant management judgement is required to assess such matters to determine the probability of occurrence of material outflow of economic resources and whether a provision should be recognized, or a disclosure should be made. The management judgement is also supported with legal advice in certain cases as considered appropriate.<br/>As the ultimate outcome of the matters is uncertain and the positions taken by the management is based on the application of their best judgement, so it is considered to be a Key Audit Matter.</p> | <p><b>Our procedures included:-</b><br/>We understood, assessed and tested the design and operating effectiveness of key controls, surrounding assessment of provisions created relating to the claims for compensations filed to the company for performance of the products supplied by the Company.<br/>We discussed with management the recent developments and the status of the material claims which were reviewed and noted by the technical team of the company.</p> <p><b>Tests of details:</b><br/>We performed our assessment on a test basis on the underlying calculations supporting the, provisions created relating to the claims and compensations made in the Standalone Financial Statements.<br/>We evaluated management's assessments by understanding precedents set in similar cases and assessed the reliability of the Management's past estimates / judgements.<br/>We evaluated management's assessment around those matters that are not disclosed or not considered as contingent liability, as the probability of material outflow is considered to be remote by the management; and</p> <p><b>Assessing disclosures:</b><br/>We assessed the adequacy of the Company's disclosures.</p> <p><b>Our results :</b><br/>Based on the above work performed, management's assessment in respect of provisions and related disclosures relating to contingent liabilities in the Standalone Financial Statements are considered to be reasonable.</p> |

### Information Other than the Standalone Financial Statements and Auditor's Report Thereon

The Company's Board of Directors is responsible for the other information. The other information comprises the information included in the Management Discussion and Analysis, Board's Report including Annexures to Board's Report, Corporate Governance and Shareholder's Information, but does not include the standalone financial statements and our auditor's report thereon.

Our opinion on the financial statements does not cover the other information and we do not express any form of assurance conclusion thereon.

In connection with our audit of the financial statements, our responsibility is to read the other information and, in doing so, consider whether the other information is materially inconsistent with the financial statements or our knowledge obtained in the audit or otherwise appears to be materially misstated. If, based on the work we have performed, we conclude that there is a material misstatement of this other information, we are required to report that fact. We have nothing to report in this regard.

#### **Responsibility of the Management for the Ind AS financial statements**

The Company's Board of Directors is responsible for the matters stated in section 134(5) of the Act with respect to the preparation of these Ind AS financial statements that gives a true and fair view of the financial position, financial performance, changes in equity and cash flows of the Company in accordance with the accounting principles generally accepted in India, including the Indian Accounting Standards (Ind AS) prescribed under section 133 of the Act.

This responsibility also includes maintenance of adequate accounting records in accordance with the provisions of the Act for safeguarding the assets of the Company and for preventing and detecting frauds and other irregularities; selection and application of appropriate accounting policies; making judgments and estimates that are reasonable and prudent; and design, implementation and maintenance of adequate internal financial controls that were operating effectively for ensuring the accuracy and completeness of the accounting records, relevant to the preparation and presentation of the Ind AS financial statements that gives a true and fair view and are free from material misstatement, whether due to fraud or error.

In preparing the financial statements, management is responsible for assessing the Company's ability to continue as a going concern, disclosing, as applicable, matters related to going concern and using the going concern basis of accounting unless management either intends to liquidate the Company or to cease operations, or has no realistic alternative but to do so.

The Board of Directors are also responsible for overseeing the company's financial reporting process.

#### **Auditor's Responsibilities for the Audit of Ind AS Financial Statements**

Our objectives are to obtain reasonable assurance about whether the Ind AS financial statements as a whole are free from material misstatement, whether due to fraud or error, and to issue an auditor's report that includes our opinion. Reasonable assurance is a high level of assurance but is not a guarantee that an audit conducted in accordance with SAs will always detect a material misstatement when it exists. Misstatements can arise from fraud or error and are considered material if, individually or in the aggregate, they could reasonably be expected to influence the economic decisions of users taken on the basis of these Ind AS financial statements.

As part of an audit in accordance with SAs, we exercise professional judgment and maintain professional skepticism throughout the audit. We also:

- Identify and assess the risks of material misstatement of the Ind AS financial statements, whether due to fraud or error, design and perform audit procedures responsive to those risks, and obtain audit evidence that is sufficient and appropriate to provide a basis for our opinion. The risk of not detecting a material misstatement resulting from fraud is higher than for one resulting from error, as fraud may involve collusion, forgery, intentional omissions, misrepresentations, or the override of internal control.
- Obtain an understanding of internal financial controls relevant to the audit in order to design audit procedures that are appropriate in the circumstances.
- Evaluate the appropriateness of accounting policies used and the reasonableness of accounting estimates and related disclosures made by management.
- Conclude on the appropriateness of management's use of the going concern basis of accounting and, based on the audit evidence obtained, whether a material uncertainty exists related to events or conditions that may cast significant doubt on the ability of the Company to continue as a going concern. If we conclude that a material uncertainty exists, we are required to draw attention in our auditor's report to the related disclosures in the Ind AS financial statements or, if such disclosures are inadequate, to modify our opinion. Our conclusions are based on the audit evidence obtained up to the date of our auditor's report. However, future events or conditions may cause the Company to cease to continue as a going concern.



## **wires & fabriks**

- Evaluate the overall presentation, structure and content of the Ind AS financial statements, including the disclosures, and whether the Ind AS financial statements represent the underlying transactions and events in a manner that achieves fair presentation.

We communicate with those charged with governance regarding, among other matters, the planned scope and timing of the audit and significant audit findings, including any significant deficiencies in internal control that we identify during our audit.

We also provide those charged with governance with a statement that we have complied with relevant ethical requirements regarding independence, and to communicate with them all relationships and other matters that may reasonably be thought to bear on our independence, and where applicable, related safeguards.

### **Report on Other Legal and Regulatory Requirements**

1. As required by the Companies (Auditor's Report) Order, 2020 ("the Order") issued by the Central Government of India in terms of sub-section (11) of Section 143 of the Act, we give in the "Annexure A" a statement on the matters specified in paragraphs 3 and 4 of the Order, to the extent applicable.
2. As required by Section 143(3) of the Act, we report that:
  - a. We have sought and obtained all the information and explanations which to the best of our knowledge and belief were necessary for the purposes of our audit;
  - b. In our opinion proper books of account as required by law have been kept by the Company so far as appears from our examination of those books;
  - c. The Balance Sheet, the Statement of Profit and Loss including Other Comprehensive Income, the Statement of Changes in Equity and the Statements of Cash Flows dealt with by this report are in agreement with the books of account;
  - d. In our opinion, the Balance sheet, the Statement of Profit and Loss including Other Comprehensive Income, the Statement of changes in Equity and the Statement of Cash flows comply with the Indian Accounting Standards (Ind AS) specified under section 133 of the Act;
  - e. On the basis of the written representations received from the directors as on March 31, 2023 and taken on record by the Board of Directors, none of the directors is disqualified as on March 31, 2023, from being appointed as a director in terms of section 164 (2) of the Act;
  - f. With respect to the adequacy of the internal financial controls over financial reporting of the Company and the operating effectiveness of such controls, refer to our separate Report in "Annexure B". Our report expresses an unmodified opinion on the adequacy and operating effectiveness of the Company's internal financial controls over financial reporting;
  - g. With respect to the other matters to be included in the Auditor's Report in accordance with the requirements of section 197(16) of the Act, as amended: In our opinion and to the best of our information and according to the explanations given to us, the remuneration paid by the Company to its directors during the year is in accordance with the provisions of section 197 of the Act.
  - h. With respect to the other matters to be included in the Auditor's Report in accordance with Rule 11 of the Companies (Audit and Auditors) Rules, 2014, in our opinion and to the best of our information and according to the explanations given to us:
    - i. The company has disclosed the impact of pending litigations which would impact financial position. (Refer Note 31 to Ind AS Financial statement)
    - ii. The Company did not have any long-term contracts including derivative contracts for which there were any material foreseeable losses;
    - iii. There has been no delay in transferring amounts, which were required to be transferred to the Investor Education and Protection Fund by the Company.
    - iv. (a) The Management has represented that, to the best of its knowledge and belief, no funds (which are material either individually or in the aggregate) have been advanced or loaned or invested (either from borrowed funds or share premium or any other sources or kind of funds) by the Company to or in any other person or entity, including foreign entity ("Intermediaries"), with the understanding, whether recorded in writing or otherwise, that the Intermediary shall, whether, directly or indirectly lend or invest in other persons or entities identified in any manner whatsoever by or on behalf of the Company ("Ultimate Beneficiaries") or provide any guarantee, security or the like on behalf of the Ultimate Beneficiaries;



- (b) The Management has represented, that, to the best of its knowledge and belief, no funds (which are material either individually or in the aggregate) have been received by the Company from any person or entity, including foreign entity ("Funding Parties"), with the understanding, whether recorded in writing or otherwise, that the Company shall, whether, directly or indirectly, lend or invest in other persons or entities identified in any manner whatsoever by or on behalf of the Funding Party ("Ultimate Beneficiaries") or provide any guarantee, security or the like on behalf of the Ultimate Beneficiaries;
- (c) Based on the audit procedures that have been considered reasonable and appropriate in the circumstances, nothing has come to our notice that has caused us to believe that the representations under sub-clause (i) and (ii) of Rule 11(e), as provided under (a) and (b) above, contain any material misstatement
- v. As stated in Note 38 to the financial statements
- (a) The final dividend proposed in the previous year, declared and paid by the Company during the year is in accordance with Section 123 of the Act, as applicable.
- (b) The Board of Directors of the Company have proposed final dividend for the year which is subject to the approval of the members at the ensuing Annual General Meeting. The amount of dividend proposed is in accordance with section 123 of the Act, as applicable.
- vi. Proviso to Rule 3(1) of the Companies (Accounts) Rules, 2014 for maintaining books of account using accounting software which has a feature of recording audit trail (edit log) facility is applicable to the Company with effect from April 1, 2023, and accordingly, reporting under Rule 11(g) of Companies (Audit and Auditors) Rules, 2014 is not applicable for the financial year ended March 31, 2023.

For **Jain Shrimal & Co.**  
Chartered Accountants  
FRN: 001704C

Place: **Jaipur**  
Dated: **25th May 2023**  
UDIN : 23070902BGTHXE1822

(Narendra Shrimal)  
Partner  
Membership No. 070902

## **Annexure - A to the Independent Auditors' Report**

The Annexure referred to in our Independent Auditor's Report to the members of **Wires and Fabriks (S.A.) Limited** ('the Company') on the IndAS financial statements for the year ended on 31st March 2023. We report that:

- i. In respect of the Company's Property, Plant and Equipment:
- a) The Company
- A. has maintained proper records showing full particulars, including quantitative details and situation of Property Plant and Equipment.
- B. has maintained proper records showing full particulars, of intangible assets.
- (b) Property, Plant and Equipment have been physically verified by the management at reasonable intervals and no material discrepancies were noticed on such verification.
- (c) According to information and explanation given to us and the records examined by us including registered title deeds, we report that, the title deeds of all immovable properties disclosed in the financial statements are held in the name of company.
- (d) According to information and explanation given to us and records examined by us we report that company has not revalued its Property, Plant and equipment (including Right of use assets) or intangible assets or both during the year.



## wires & fabriks

- e) According to information and explanation given to us and records examined by us we report that no proceeding have been initiated or are pending against company for holding any benami property under the benami Transaction (prohibition) Act 1988 (45 of 1988) and rules made thereunder.
- ii. In respect of Inventory:
- a) In our opinion and according to the information and explanations given to us, physical verification of inventory has been conducted at reasonable intervals by the management and no material discrepancies were noticed on physical verification.
- b) Company is having sanctioned working capital limits in excess of Rs. Five crores, in aggregate, from banks on the basis of security of current assets. Quarterly returns filled by company with banks are materially in agreement with the books of accounts of company.
- iii. In our opinion and according to the information and explanations given to us, the Company has not made investment in, provided any guarantee or security or granted any loans or advances in the nature of loans, secured or unsecured to companies, firms, Limited Liability Partnerships or any other parties. Accordingly, paragraph 3(iii)(a), 3(iii)(b), 3(iii)(c), 3(iii)(d), 3(iii)(e), and 3(iii)(f) of the Order is not applicable to the Company.
- iv. In our opinion and according to the information and explanations given to us, the Company has not given any loans, guarantees or security or made any investments, and accordingly reporting under clause 3(iv) of the Order is not applicable.
- v. In our opinion and according to the information and explanations given to us, the Company has not accepted any deposits or no amount which are deemed to be deposit under the provisions of Sections 73 to Section 76 or any other relevant provisions of the Companies Act, 2013 during the year. Hence, the provisions of Clause 3(v) of the Order are not applicable to the Company.
- vi. We have broadly reviewed the books of account maintained by the Company pursuant to the rules prescribed by the Central Government for maintenance of cost records U/s 148 (1) of the Companies Act relating to activities for such rules are applicable, and are of the opinion that prima facie the prescribed accounts and records have been made and maintained.
- vii. According to the information and explanations given to us in respect of statutory dues:
- a) The Company has been regular in depositing undisputed statutory dues, including Provident Fund, Employees State Insurance, Income Tax, Service Tax, Sales Tax, Value Added Tax, duty of Custom, duty of Excise, Cess, Goods and Service Tax and other statutory dues with the appropriate authorities during the year. No undisputed amounts payable in respect of the aforesaid dues were outstanding as at 31st March, 2023 for a period of more than six months from the date they became payable.
- b) According to the information and explanations given to us, there are no dues of income tax, sales tax, service tax, Goods and Service Tax, duty of customs duty, duty of excise duty or value added tax and cess which have not been deposited on account of any dispute except are as stated here-under:
- | Name of Statute          | Nature of Due         | Amount      | Period to Which Amount relate | Forum Where Dispute is Pending                           |
|--------------------------|-----------------------|-------------|-------------------------------|--|
| Central Excise Act, 1944 | Demand of Service Tax | 2,17,087.00 | Apr'17- Jun'17                | The Commissioner (Appeals) CGST & Central Excise, Jaipur |
| Central Excise Act, 1944 | Demand of duty        | 23,892.00   | Apr'17- Jun'17                | The Commissioner (Appeals) CGST & Central Excise, Jaipur |
- viii. Company has not surrendered or disclosed as income during the year in income tax assessment under income tax act, 1961 (43 of 1961) and accordingly reporting under clause 3(viii) of the Order is not applicable to the company.
- ix. a) According to the information and explanations given to us, the company has not defaulted in repayment of loans and other borrowings or in the payment of interest thereon to any lender during the relevant financial year.
- b) According to the information and explanations given to us and on the basis of our audit procedures, we report





- that the company has not been declared wilful defaulter by any bank or financial institution or any lender.
- c) In our opinion and according to the information and explanations given to us, the term loans were applied for the purpose for which the loans were obtained.
  - d) According to the information and explanations given to us, and the procedures performed by us, and on an overall examination of the financial statements of the company, we report that the funds raised on short term basis have not been utilised for long term purpose.
  - e) According to the information and explanations given to us and on an overall examination of the financial statements of the company, we report that Company has not taken any fund from any entity or a person on account of or to meet the obligation of its subsidiaries, associates or joint ventures.
  - f) According to the information and explanations given to us and procedures performed by us, we report that the company has not raised loans during the year on the pledge of securities held in its subsidiaries, joint ventures or associate companies.
- x. a) In our opinion and according to the information and explanations given to us, Company has not raised money by way of initial public offer or further public offer (including debt instrument) during the year and accordingly reporting under clause 3(x)(a) of the order is not applicable.
  - b) In our opinion and according to the information and explanations given to us, Company has not made any preferential allotment or private placement of shares or convertible debentures during the year and accordingly reporting under clause 3 (x)(b) of the order is not applicable.
- xi. a) According to the information and explanations given to us, no fraud by the company and no material fraud on the company has been noticed or reported during the year.
  - b) Clause 3(xi)(b) is not applicable to the company in view of no fraud occurred during the year.
  - c) As represented to us by the management, there are no whistle blower complaints received by the company during the year.
- xii. In our opinion and according to the information and explanations given to us, the Company is not a Nidhi company. Accordingly, paragraph 3(xii) of the Order is not applicable.
  - xiii. According to the information and explanations given to us and based on our examination of the records of the Company, all transactions with the related parties are in compliance with sections 177 and 188 of the Companies Act, where applicable and details have been disclosed in the financial statements as required by the applicable Indian Accounting Standards.
  - xiv. a) In our opinion and based on our examination, the company has an internal audit system commensurate with the size and nature of its business.
  - b) Reports of the internal auditors for the period under audit were considered by us.
- xv. According to the information and explanations given to us, in our opinion during the year the company has not entered into any non-cash transactions with its directors or persons connected with him and hence provisions of section 192 of the Companies Act, 2013 are not applicable to the company. Accordingly, paragraph 3(xv) of the Order is not applicable.
  - xvi. a) The Company is not required to be registered under section 45-IA of the Reserve Bank of India Act 1934. Accordingly, paragraph 3(xvi) of the Order is not applicable.
  - b) Company has not conducted any non-banking financial or housing financial activity during the year.
  - c) Company is not a core investment company (CIC) as defined in the regulation made by Reserve bank of India.
- xvii. Company has not incurred any cash loss in the financial year and immediately preceding financial year and has no accumulated losses.
  - xviii. There has been no resignation of statutory auditor during the year and accordingly paragraph 3(xviii) of the Order is not applicable.
  - xix. According to the information and explanations given to us and on the basis of the financial ratios, ageing and expected dates of realization of financial assets and payment of financial liabilities, other information accompanying the financial statements, our knowledge of the Board of Directors and management plans and



## **wires & fabriks**

based on our examination of the evidence supporting the assumptions, nothing has come to our attention, which causes us to believe that any material uncertainty exists as on the date of the audit report that company is not capable of meeting its liabilities existing at the date of balance sheet as and when they fall due within a period of one year from the balance sheet date. We, however, state that this is not an assurance as to the future viability of the company. We further state that our reporting is based on the facts up to the date of the audit report and we neither give any guarantee nor any assurance that all liabilities falling due within a period of one year from the balance sheet date, will get discharged by the company as and when they fall due.

- xx. Section 135 of Companies Act is not applicable to company and accordingly paragraph 3(xx) of the Order is not applicable.
- xxi. No other company financial statement is consolidated in company's financial statement and accordingly paragraph 3(xxi) of the Order is not applicable.

For **Jain Shrimal & Co.**  
Chartered Accountants  
FRN: 001704C

Place: **Jaipur**  
Dated: **25th May 2023**  
UDIN : 23070902BGTHXE1822

(Narendra Shrimal)  
Partner  
Membership No. 070902

## **Annexure - B to The Independent Auditors' Report**

### **Report on the Internal Financial Controls under Clause (i) of Sub-section 3 of Section 143 of the Companies Act, 2013 ("the Act")**

We have audited the internal financial controls over financial reporting of **Wires and Fabriks (S.A.) Limited** ("the Company") as of 31st March 2023 in conjunction with our audit of the Ind AS financial statements of the Company for the year ended on that date.

#### **Management's Responsibility for Internal Financial Controls**

The Company's management is responsible for establishing and maintaining internal financial controls based on the internal control over financial reporting criteria established by the Company considering the essential components of internal control stated in the Guidance Note on Audit of Internal Financial Controls over Financial Reporting issued by the Institute of Chartered Accountants of India ('ICAI'). These responsibilities include the design, implementation and maintenance of adequate internal financial controls that were operating effectively for ensuring the orderly and efficient conduct of its business, including adherence to company's policies, the safeguarding of its assets, the prevention and detection of frauds and errors, the accuracy and completeness of the accounting records, and the timely preparation of reliable financial information, as required under the Companies Act, 2013.

#### **Auditors' Responsibility**

Our responsibility is to express an opinion on the Company's internal financial controls over financial reporting based on our audit. We conducted our audit in accordance with the Guidance Note on Audit of Internal Financial Controls over Financial Reporting (the "Guidance Note") and the Standards on Auditing, issued by ICAI and deemed to be prescribed under section 143(10) of the Companies Act, 2013, to the extent applicable to an audit of internal financial controls, both applicable to an audit of Internal Financial Controls and, both issued by the Institute of Chartered Accountants of India. Those Standards and the Guidance Note require that we comply with ethical requirements and plan and perform the audit to obtain reasonable assurance about whether adequate internal financial controls over financial reporting was established and maintained and if such controls operated effectively in all material respects.

Our audit involves performing procedures to obtain audit evidence about the adequacy of the internal financial controls system over financial reporting and their operating effectiveness. Our audit of internal financial controls over financial reporting included obtaining an understanding of internal financial controls over financial reporting, assessing the risk that a material weakness exists, and testing and evaluating the design and operating effectiveness of internal control based on the assessed risk. The procedures selected depend on the auditor's judgment, including the assessment of the risks of material misstatement of the financial statements, whether due to fraud or error.

We believe that the audit evidence we have obtained is sufficient and appropriate to provide a basis for our audit opinion on the Company's internal financial controls system over financial reporting.

#### **Meaning of Internal Financial Controls over Financial Reporting**

A company's internal financial control over financial reporting is a process designed to provide reasonable assurance regarding the reliability of financial reporting and the preparation of financial statements for external purposes in accordance with generally accepted accounting principles. A company's internal financial control over financial reporting includes those policies and procedures that (1) pertain to the maintenance of records that, in reasonable detail, accurately and fairly reflect the transactions and dispositions of the assets of the company; (2) provide reasonable assurance that transactions are recorded as necessary to permit preparation of financial statements in accordance with generally accepted accounting principles, and that receipts and expenditures of the company are being made only in accordance with authorisation of management and directors of the company; and (3) provide reasonable assurance regarding prevention or timely detection of unauthorized acquisition, use, or disposition of the company's assets that could have a material effect on the financial statements.

#### **Inherent Limitations of Internal Financial Controls over Financial Reporting**

Because of the inherent limitations of internal financial controls over financial reporting, including the possibility of collusion or improper management override of controls, material misstatements due to error or fraud may occur and not be detected. Also, projections of any evaluation of the internal financial controls over financial reporting to future periods are subject to the risk that the internal financial control over financial reporting may become inadequate because of changes in conditions, or that the degree of compliance with the policies or procedures may deteriorate.

#### **Opinion**

In our opinion, to the best of our information and according to the explanations given to us, the Company has, in all material respects, an adequate internal financial controls system over financial reporting and such internal financial controls over financial reporting were operating effectively as at 31 March 2023, based on the internal control over financial reporting criteria established by the Company considering the essential components of internal control stated in the Guidance Note on Audit of Internal Financial Controls Over Financial Reporting issued by the Institute of Chartered Accountants of India.

For **Jain Shrimal & Co.**  
Chartered Accountants  
FRN: 001704C

Place: **Jaipur**  
Dated: **25th May 2023**  
UDIN : 23070902BGTHXE1822

(Narendra Shrimal)  
Partner  
Membership No. 070902



# wires & fabriks

## BALANCE SHEET AS AT 31st MARCH, 2023

|  | Note    | As at 31st March, 2023 |                  | As at 31st March, 2022 |                  |
|--|---------|------------------------|------------------|------------------------|------------------|
| <b>I. ASSETS</b>                                   |         |                        |                  |                        |                  |
| <b>Non-Current Assets:</b>                         |         |                        |                  |                        |                  |
| Property, Plant and Equipment                      | 1       | 7,986.65               |                  | 8,976.76               |                  |
| Capital work-in-progress                           | 1       | 470.68                 |                  | 28.04                  |                  |
| Right-of-use Assets                                | 1       | 10.20                  |                  | 11.86                  |                  |
| Intangible Assets                                  | 1       | 0.33                   |                  | 0.68                   |                  |
| Financial Assets:                                  |         |                        |                  |                        |                  |
| Other Financial Assets                             | 2       | 40.15                  |                  | 38.46                  |                  |
| Other Non Current Assets                           | 3       | 401.40                 |                  | 67.87                  |                  |
| <b>Total Non Current Assets</b>                    |         | <b>8,909.41</b>        | <b>8,909.41</b>  | <b>9,123.67</b>        | 9,123.67         |
| <b>Current Assets:</b>                             |         |                        |                  |                        |                  |
| Inventories  | 4       | 2,729.47               |                  | 1,992.76               |                  |
| Financial assets:                                  |         |                        |                  |                        |                  |
| Trade receivables                                  | 5       | 2,149.13               |                  | 2,363.81               |                  |
| Cash and Cash Equivalents                          | 6       | 23.78                  |                  | 817.71                 |                  |
| Other Bank Balances                                | 7       | 4.87                   |                  | 6.97                   |                  |
| Other Financial Assets                             | 8       | 49.84                  |                  | 12.42                  |                  |
| Current Tax Assets (Net)                           | 9       | 5.61                   |                  | 6.34                   |                  |
| Other Current Assets                               | 10      | 1,010.09               |                  | 1,387.25               |                  |
| <b>Total Current Assets</b>                        |         | <b>5,972.79</b>        | <b>5,972.79</b>  | <b>6,587.26</b>        | 6,587.26         |
| <b>Total Assets</b>                                |         | <b>14,882.20</b>       | <b>14,882.20</b> | <b>15,710.93</b>       | <b>15,710.93</b> |
| <b>II. EQUITY AND LIABILITIES</b>                  |         |                        |                  |                        |                  |
| <b>EQUITY</b>                                      |         |                        |                  |                        |                  |
| Equity Share Capital                               | 11      | 305.63                 |                  | 305.63                 |                  |
| Other Equity                                       | 12      | 4,431.21               | 4,736.84         | 4,310.51               | 4,616.14         |
| <b>LIABILITIES</b>                                 |         |                        |                  |                        |                  |
| <b>Non-Current Liabilities:</b>                    |         |                        |                  |                        |                  |
| Financial Liabilities:                             |         |                        |                  |                        |                  |
| Borrowing  | 13      | 5,630.95               |                  | 6,496.22               |                  |
| Provision  | 14      | 169.82                 |                  | 137.20                 |                  |
| Deferred Tax Liabilities (net)                     | 15      | 147.32                 |                  | 179.57                 |                  |
| Other Non Current Liabilities                      | 16      | 180.60                 |                  | 216.33                 |                  |
| <b>Total Non Current Liabilities</b>               |         | <b>6,128.69</b>        | <b>6,128.69</b>  | <b>7,029.32</b>        | 7,029.32         |
| <b>Current Liabilities:</b>                        |         |                        |                  |                        |                  |
| Financial Liabilities:                             |         |                        |                  |                        |                  |
| Borrowings   | 17      | 1,738.20               |                  | 2,335.42               |                  |
| Trade Payables                                     | 18      | -                      |                  | 10.19                  |                  |
| Dues to Micro and Small Enterprise                 |         | -                      |                  | 347.40                 |                  |
| Dues of Other than Micro and Small Enterprise      |         | 641.48                 |                  | 92.11                  |                  |
| Other Financial Liabilities                        | 19      | 191.95                 |                  | 733.88                 |                  |
| Other Current Liabilities                          | 20      | 842.87                 |                  | 546.47                 |                  |
| Provisions   | 21      | 602.17                 |                  |                        |                  |
| <b>Total Current Liabilities</b>                   |         | <b>4,016.67</b>        | <b>4,016.67</b>  | <b>4,065.47</b>        | 4,065.47         |
| <b>Total Equity and Liabilities</b>                |         | <b>14,882.20</b>       | <b>14,882.20</b> | <b>15,710.93</b>       | <b>15,710.93</b> |
| Significant Accounting Policies                    | Annexed |                        |                  |                        |                  |
| See Accompanying Notes to the Financial Statements | 1-58    |                        |                  |                        |                  |

As per our Report of even date

For and on behalf of the Board

for **JAIN SHRIMAL & CO.**  
Chartered Accountants  
Firm Reg. No. 001704C  
**Narendra Shrimal**

**Jaspreet Singh Dhir**  
Company Secretary

**Rajesh Patni**  
CFO

**M. Khaitan**  
Managing Director  
(DIN: 00459612)

**K.K. Khaitan**  
Executive Chairman  
(DIN: 00514864)

JAIPUR  
The 25th day of May, 2023

Partner  
M. No. 070902

**STATEMENT OF PROFIT AND LOSS  
FOR THE YEAR ENDED 31st MARCH, 2023**

|   |                 | For the year ended<br>31st March, 2023 | Rs. in Lakhs                           |  |
|---|-----------------|--|--|--|
|   | Note            |  | For the year ended<br>31st March, 2022 |  |
| <b>Revenue From Operations</b>  | 22              | <b>10,829.85</b>                       | 9,573.49                               |  |
| <b>Other income</b>   | 23              | <b>62.35</b>                           | 28.18                                  |  |
| <b>Total income</b>   |                 | <b><u>10,892.20</u></b>                | <b><u>9,601.67</u></b>                 |  |
| <b>Expenses:</b>  |                 |  |  |  |
| Cost of materials consumed  |                 | <b>2,393.41</b>                        | 2,169.39                               |  |
| Purchase of stock-in-trade  |                 | <b>310.32</b>                          | 554.62                                 |  |
| Changes in inventories of finished goods,<br>work in progress and stock-in-trade  | 24              | <b>-110.90</b>                         | -130.69                                |  |
| Employee benefits expense   | 25              | <b>2,356.85</b>                        | 2178.57                                |  |
| Finance costs   | 26              | <b>561.90</b>                          | 301.03                                 |  |
| Depreciation and amortisation expense   | 27              | <b>1,235.41</b>                        | 876.43                                 |  |
| Other expense   | 28              | <b>4,019.74</b>                        | 3,606.53                               |  |
| <b>Total expenses</b>   |                 | <b><u>10,766.73</u></b>                | <b><u>9,555.88</u></b>                 |  |
| <b>Profit/ (loss) before exceptional items and tax</b>  |                 | <b>125.47</b>                          | 45.79                                  |  |
| Exceptional items   |                 | -                                      | -                                      |  |
| <b>Profit/ (loss) before tax</b>  |                 | <b>125.47</b>                          | 45.79                                  |  |
| Tax expense   | 30              |  |  |  |
| Current tax   |                 | <b>21.00</b>                           | 7.70                                   |  |
| Deferred tax ( Including MAT credit entitlement)  |                 | <b>-28.28</b>                          | -33.83                                 |  |
| Earlier years adjustments (net)   |                 | <b>-1.31</b>                           | -21.28                                 |  |
| <b>Profit/ (loss) for the period</b>  |                 | <b><u>134.06</u></b>                   | <u>93.20</u>                           |  |
| <b>Other comprehensive income</b>   |                 |  |  |  |
| a (i) Items that will not be reclassified to<br>profit or loss  |                 | <b>-14.26</b>                          | 11.09                                  |  |
| (ii) Income tax relating to items that will not<br>be reclassified to profit or loss  |                 | <b>3.96</b>                            | -3.09                                  |  |
| b (i) Items that will be reclassified to<br>profit or loss  |                 | -                                      | -                                      |  |
| (ii) Income tax relating to items that will<br>be reclassified to profit or loss  |                 | <b>-10.30</b>                          | 8.00                                   |  |
| <b>Total comprehensive income for the period</b><br>(comprising Profit (Loss) and other<br>Comprehensive Income for the period) |                 | <b><u>123.76</u></b>                   | <u>101.20</u>                          |  |
| <b>Earnings per equity share</b>  | 32              |  |  |  |
| a Basic   |                 | <b>4.39</b>                            | 3.05                                   |  |
| b Diluted   |                 | <b>4.39</b>                            | 3.05                                   |  |
| Significant Accounting Policies<br>Accompanying Notes to the<br>Financial Statements  | Annexed<br>1-58 |  |  |  |

As per our Report of even date

For and on behalf of the Board

for **JAIN SHRIMAL & CO.**  
Chartered Accountants  
Firm Reg. No. 001704C

**Narendra Shrimal**

Partner

M. No. 070902

**Jaspreet Singh Dhir**  
Company Secretary

**Rajesh Patni**  
CFO

**M. Khaitan**  
Managing Director  
(DIN: 00459612)

**K.K. Khaitan**  
Executive Chairman  
(DIN: 00514864)

JAIPUR  
The 25th day of May, 2023



## wires & fabriks

### CASH FLOW STATEMENT FOR THE YEAR ENDED 31ST MARCH, 2023

|  | For the year ended<br>31st March, 2023 | Rs. in Lakhs                           |           |
|--|--|--|-----------|
|  |  | For the year ended<br>31st March, 2022 |           |
| <b>A. CASH FLOW FROM OPERATING ACTIVITIES :</b>  |  |  |           |
| Net profit before tax and extra ordinary items   | 125.47                                 |  | 45.79     |
| <b>Adjustments for :</b>   |  |  |           |
| Depreciation and amortisation expenses   | 1,235.41                               | 876.43                                 |           |
| Amortisation of Deferred Endowment   | 27.73                                  | 27.73                                  |           |
| (Profit) / Loss on sale of assets  | 11.78                                  | 1.36                                   |           |
| Liabilities no longer required written back  | 32.22                                  | -8.24                                  |           |
| Provision for expected credit loss   | -98.80                                 | 3.09                                   |           |
| Income from Interest   | -17.47                                 | -11.81                                 |           |
| Rent Received  | -10.08                                 |  |           |
| Interest expenses  | 470.30                                 | 224.75                                 | 1,113.31  |
| <b>Operating profit before changes in current / non-current assets and liabilities</b> | <b>1,776.56</b>                        |  | 1,159.10  |
| <b>Adjustments for :</b>   |  |  |           |
| Non Current / Current Financial and other assets                                       | 669.51                                 | -248.49                                |           |
| Inventories  | -736.71                                | -601.71                                |           |
| Non Current / Current Financial and other liabilities / provisions                     | 546.73                                 | -47.98                                 | -898.18   |
| <b>CASH GENERATED FROM OPERATIONS</b>  | <b>2,256.09</b>                        |  | 260.92    |
| Direct Taxes Paid  | -22.93                                 |  | -10.73    |
| <b>CASH FLOW BEFORE EXTRA ORDINARY ITEMS</b>   | <b>2,233.16</b>                        |  | 250.19    |
| Extra Ordinary Items   | -                                      |  | -         |
| <b>NET CASH FROM OPERATING ACTIVITIES</b>  | <b>2,233.16</b>                        |  | 250.19    |
| <b>B. CASH FLOW FROM INVESTING ACTIVITIES</b>  |  |  |           |
| Purchase of Fixed Assets   | -1,078.74                              |  | -4,888.36 |
| Sale of Fixed Assets   | 3.89                                   |  | 9.37      |
| Interest Received  | 17.47                                  |  | 11.81     |
| Rent Received  | 10.08                                  |  | -         |
| <b>NET CASH USED IN INVESTING ACTIVITIES</b>   | <b>-1,047.30</b>                       |  | -4,867.18 |
| <b>C. CASH FLOW FROM FINANCING ACTIVITIES</b>  |  |  |           |
| Proceeds from Long Term Borrowings   | -                                      |  | 5,340.23  |
| Repayment of Long Term Borrowing   | -1,290.31                              |  | -904.02   |
| Proceeds from Short Term Borrowings  | -172.18                                |  | 1,190.97  |
| Interest Paid  | -512.14                                |  | -202.70   |
| Dividend Paid  | -5.16                                  |  | -5.05     |
| <b>NET CASH USED IN FINANCING ACTIVITIES</b>   | <b>-1,979.79</b>                       |  | 5,419.43  |
| Net increase / (Decrease) in cash and cash equivalents (A + B + C)                     | -793.93                                |  | 802.44    |
| Opening cash and cash Equivalents  | 817.71                                 |  | 15.27     |
| Closing cash and cash Equivalents  | 23.78                                  |  | 817.71    |

This is the Cash Flow Statement referred to in our report of even date.

For and on behalf of the Board

for **JAIN SHRIMAL & CO.**  
Chartered Accountants  
Firm Reg. No. 001704C  
**Narendra Shrimal**

**Jaspreet Singh Dhir**  
Company Secretary

**Rajesh Patni**  
CFO

**M. Khaitan**  
Managing Director  
(DIN: 00459612)

**K.K. Khaitan**  
Executive Chairman  
(DIN: 00514864)

JAIPUR

The 25th day of May, 2023

Partner  
M. No. 070902

**STATEMENT OF CHANGES IN EQUITY  
FOR THE YEAR ENDED ON 31 ST MARCH, 2023**

Rs. in Lakhs

| Particulars                             | Equity Share Capital | Reserves & Surplus |                            |                   |                 | Other Comprehensive Income (OCI) | Total    |
|---|----------------------|--------------------|----------------------------|-------------------|-----------------|----------------------------------|----------|
|   |                      | Capital Reserve    | Securities Premium Reserve | Retained Earnings | General Reserve |                                  |          |
| <b>Balance as on 1st April, 2021</b>    | 305.63               | 0.09               | 305.63                     | 3,284.96          | 575.00          | 46.69                            | 4,212.37 |
| Profit for the period                   |                      |                    |                            | 93.20             |                 |                                  | 93.20    |
| Other comprehensive income for the year |                      |                    |                            |                   |                 | 8.00                             | 8.00     |
| Dividends                               |                      |                    |                            | -3.06             |                 |                                  | -3.06    |
| <b>Balance as on 31st March, 2022</b>   | 305.63               | 0.09               | 305.63                     | 3,375.10          | 575.00          | 54.69                            | 4,310.51 |
| Profit for the period                   |                      |                    |                            | 134.06            |                 |                                  | 134.06   |
| Other comprehensive income for the year |                      |                    |                            |                   |                 | -10.30                           | -10.30   |
| Dividends                               |                      |                    |                            | -3.06             |                 |                                  | -3.06    |
| <b>Balance as on 31st March, 2023</b>   | 305.63               | 0.09               | 305.63                     | 3,506.10          | 575.00          | 44.39                            | 4,431.21 |

As per our Report of even date

for **JAIN SHRIMAL & CO.**  
Chartered Accountants  
Firm Reg. No. 001704C  
**Narendra Shrimal**  
Partner

JAIPUR

The 25th day of May, 2023

M. No. 070902

For and on behalf of the Board

**Jaspreet Singh Dhir**  
Company Secretary

**Rajesh Patni**  
CFO

**M. Khaitan**  
Managing Director  
(DIN: 00459612)

**K.K. Khaitan**  
Executive Chairman  
(DIN: 00514864)

**SIGNIFICANT ACCOUNTING POLICIES**

**Annexed to forming part of the financial statements for the year ended 31st March, 2023.**

**A. Corporate Information:**

**Wires and Fabriks (S.A.) limited** ("The Company") is a public limited company incorporated and domiciled in India and has its registered office at 7, Chittaranjan Avenue, Kolkata 700 072, India. The Company is listed on the BSE Limited and Calcutta Stock Exchange Limited. The company is engaged mainly in paper mill products.

**B. Significant Accounting Policies:**

**1. Basis of Preparation and Presentation of Financial Statement**

- a) The Financial Statements of the Company have been prepared on historical cost convention under accrual method of accounting and as a going concern concept except for certain assets and liabilities which are measured at fair values as required by the Indian Accounting Standard (Ind AS).

Fair value is the price that would be received to sell an asset or paid to transfer of liability in an ordinary transaction between market participants at the measurement date. All assets and liabilities have been classified as per the Company's normal operating cycle and the other criteria as set out in the Division II of Schedule III to the Companies Act, 2013. The Company has ascertained its operating cycle as 12 months for the purpose of current and noncurrent classification of assets and liabilities.

- b) The Financial Statements of the Company have been prepared to comply with the Ind AS, including the rules notified under the relevant provisions of Companies Act, 2013. Accounting policies have consistently applied except where a newly issued accounting standard is initially adopted or a revision to an existing accounting standard requires a change in the accounting policy hitherto in use.
- c) Company's Financial Statements are presented in Indian Rupees, which are also its functional currency and all amounts are rounded to the nearest lakhs, except as stated otherwise.

**2. Property, Plant and Equipment**

- a) Property, plant and equipment are stated at cost of acquisition or construction inclusive of freight, net of recoverable taxes / duties, borrowing cost, net changes on foreign exchange contracts and adjustments arising from exchange rate variation attributable to the assets and other directly attributable cost of



## **wires & fabriks**

bringing the assets in its working condition for its intended use, less accumulated depreciation and impairment losses, if any.

Subsequent cost are included in the asset's carrying amount or recognised as a separate cost, as appropriate, only when it is probable that future economic benefits associated with the item will flow to the entity and cost can be measured reliably.

- b) Depreciation on property, plant and equipments other than Wind Power Plants is provided on "straight line method" and on Wind Power Plant on "Written down value method" based on useful life of the assets ascertained by the Company, which are in line with Schedule II to the Companies Act, 2013. Leased assets is amortised over the period of lease.
- c) The gain and loss arising on the disposal or retirement of an item of property, plant and equipment is determined as the difference between the sale proceeds and the carrying amount of the assets and is recognised in the Statement of Profit and Loss on the date of disposal or retirement.
- d) Insurance claims for damaged capital goods are accounted for on settlement of claims as per practice.
- e) Expenses incurred relating to the project, net of income earned prior to its intended use are considered as Pre Operative Expenses and disclosed under Capital Work in Progress. Pre-operative expenditure is allocated on the respective assets in the year of capitalisation.

### **3. Leases**

- a) Leases are classified as finance leases wherever the terms of the lease, transfers substantially all the risk and rewards of the ownership to the lessee. Assets held under finance leases are initially recognised as assets of the Company at their fair value at the inception of the lease. All other lease is classified as operating lease.
- b) Operating lease payments are recognised as an expense in the Statement of Profit and Loss on a straight-line basis over the lease term except where other systematic basis is more representative of time pattern in which economic benefits from the leased assets are consumed.

### **4. Intangible Assets**

- a) Intangible Assets are stated at cost of acquisition or construction inclusive of freight, net of recoverable taxes / duties, borrowing cost, net changes on foreign exchange contracts and adjustments arising from exchange rate variation attributable to the assets and other directly attributable cost of bringing the assets in its working condition for its intended use, less accumulated depreciation and impairment losses, if any.
- b) The gain and loss arising on the disposal or retirement of an item of Intangible assets is determined as the difference between the sale proceeds and the carrying amount of the assets and is recognised in the Statement of Profit and Loss on the date of disposal or retirement.
- c) Computer Software is amortised over a period of 5 years.

### **5. Inventories**

Inventories are valued at lower of cost or net realizable value. Cost of inventories comprises of cost of purchases, cost of conversion and other cost including manufacturing overheads net of recoverable taxes incurred in bringing them to their respective present location and condition. The Company follows weighted average method for deriving cost of Work-In-Progress and Finished Goods. Provisions are made to cover slow moving and obsolete item. Scrap is valued at estimated market value.

### **6. Impairment of non financial assets - Property, Plant and Equipment**

The Company assesses at each reporting date whether there is any indication that any property, plant and equipment and intangible assets or group of assets, called cash generating unit may be impaired. If any such indication exists, the Company estimates the recoverable amount of the asset. If such recoverable amount of the asset or the recoverable amount of the cash generating unit to which the asset belongs is less than its carrying amount, the carrying amount is reduced to its recoverable amount. The reduction is treated as an impairment loss and is recognised in the Statement of Profit and Loss. If at the balance sheet date there is an indication that if a previously assessed impairment loss no longer exists, the recoverable amount is reassessed and the asset is reflected at the recoverable amount.





## **7. Research and development expenditure**

Revenue expenditure on research and development is charged as an expense in the year in which it is incurred under respective heads of accounts. Expenditure which results in the creation of capital assets is capitalised and depreciation is provided on such assets as applicable.

## **8. Employee benefits**

### **a) Short term Employees Benefits Expenses**

Short term employee benefits are recognised as expenses at the un-discounted amount in the Statement of Profit and Loss of the year in which the related service is rendered. Termination benefits are recognised as expenses as and when paid.

### **b) Post Employment Benefits**

- i. Employee benefits in the form of Provident Fund, ESIC and Labour Welfare Fund are considered as defined contribution plan and the Company pays the contributions to recognised funds which are charged to the Statement of Profit and Loss during the period when the contributions are due, as per the provisions of respective statutes. The company has no further obligations beyond its stipulated contributions.
- ii. The cost of providing Gratuity, a defined benefit plan is determined using the projected unit credit method, on the basis of actuarial valuation performed by an independent actuary at each Balance Sheet date. Actuarial gain and losses arising from experience adjustments and changes in actuarial assumption are changed or credited to Statement of Profit and Loss in the period in which they arise.
- iii. Provision for Compensated absence and Gratuity liability of whole time Directors and employees, which are defined benefits and determined using the Projected Unit Credit method, on the basis of actuarial valuation performed by an independent actuary at each Balance Sheet date. Actuarial gain and losses arising from experience adjustments and changes in actuarial assumption are changed or credited to Statement of Profit and Loss in the period in which they arise.

## **9. Borrowing cost**

Borrowing cost consists of interest and other costs that the Company incurs in connection with the borrowing of funds. Borrowing costs that are attributable to the acquisition of qualifying assets are capitalised as a part of cost of such assets. All other borrowing costs are charged to the Statement of Profit and Loss for the period for which they are incurred.

## **10. Taxation**

- a) Provision for current tax is made and retained in the accounts on the basis of estimated tax liability as per the applicable provisions of the Income Tax Act, 1961 and also considering assessment orders and decisions of appellate authorities in the Company's case. Deferred tax assets include Minimum Alternate Tax (MAT) paid in accordance with the tax laws in India. This gives rise to future economic benefit in the form of tax credit against future income tax liability. The company reviews the position of the MAT credit entitlements at each balance sheet date and recognises the same, if there is convincing evidence that the company will utilise the same for payment of normal tax during the specified period and the resultant credit can be measured reliably.
- b) Deferred tax is recognised on timing differences between carrying amount of assets and liabilities in the Financial Statement and the corresponding tax bases used in the computation of taxable profit. Deferred tax liabilities and assets are measured at the tax rates that are expected to apply in the period in which the liability is settled or the assets realised, based on the tax rates and laws that have been enacted or subsequently enacted by the end of the reporting period. The carrying amount of Deferred tax liability and assets are reviewed at the end of each reporting period. Deferred tax liability are generally recognised for all taxable temporary differences and Deferred tax assets are generally recognised for all tax deductible temporary differences, carry forward tax losses and allowances to the extent there is reasonable certainty that these assets can be realised in future.



### **11. Foreign currency transactions**

Transactions in foreign currencies are recorded at the exchange rate prevailing on the date of transaction. Monetary Foreign Currency assets and liabilities are restated at the rates ruling at the end of the year and exchange difference arising out of such transactions are dealt with in the Statement of Profit and Loss except to the extent of exchange differences which are regarded as an adjustment to the interest cost on foreign currency borrowing that are directly attributable to the acquisition or construction of qualifying assets, are capitalised as cost of assets.

### **12. Provisions**

Provisions are recognised when there is a present obligation as a result of past events, it is probable that an outflow of resources will be required to settle the obligation and in respect of which reliable estimate can be made. Provisions are not discounted to its present value and are determined based on the best estimate required to settle the obligation at each Balance Sheet date. These are reviewed at each Balance Sheet date and adjusted to reflect the best current estimate.

### **13. Revenue from contract with customers**

Revenue from contracts with customers is recognised when control of the goods or services are transferred to the customer at an amount that reflects the consideration to which the Company expects to be entitled in exchange for those goods or services. Revenue is measured at the fair value of the consideration received or receivable, net of returns, discounts, volume rebates, and goods and service tax. The Company recognises revenue when the amount of revenue can be reliably measured and it is probable that future economic benefits will flow to the Company regardless of when the payment is being made.

Export Incentives are recognised on post export basis on entitlement rates. Government grants are recognised on receipt / reasonable ascertainment of ultimate collection thereof. Interest income is recognised using the effective interest method

### **14. Use of estimates**

The preparation of Financial Statements requires estimates to be made that affect the reported amount of assets and liabilities on the date of the financial statements and the reported amount of revenues and expenses during the reporting period. Difference between the actual results and estimates are recognised in the period in which the results are known/ materialised

### **15. Financial Instrument**

#### **a) Financial Assets**

##### **i. Initial Recognition and measurement**

Financial Assets and Financial Liabilities are recognized when the Company became a party to the contractual provisions of the instrument. All Financial Assets and Liabilities are initially recognised at fair value except for trade receivable which is initially measured at transaction price. Transaction cost that are directly attributable to the acquisition or issue of financial assets and financial liabilities which are not at fair value are adjusted through profit or loss to the fair value on initial recognitions. Purchase and sale of financial assets are accounted for at trade date.

##### **ii. Subsequent measurement**

###### **a) Financial Assets carried at amortised cost (AC)**

A financial asset is subsequently measured at amortise cost, if the financial asset is held within a business model, whose objective is to hold the asset in order to collect contractual cash flow and the contractual term of financial asset give rise on specified date to cash flow that are solely payment of principal and interest on principal amount outstanding.

###### **b) Financial Assets at fair value through other comprehensive income (FVTOCI)**

A financial asset is subsequently measured at fair value through other comprehensive income if financial assets is held within a business model whose objective is achieved by both collecting contractual cash flow and selling financial assets and the contractual term of financial assets give rise on specified date to the cash flow that are solely payment of principal and interest on principal



amount outstanding. The Company has made irrevocable election for its investments which are not held for trading and are classified as equity instrument to present the subsequent changes in fair value in other comprehensive income on its business model. Such an election is made by the Company on an instrument by instrument basis at the time of initial recognition of each equity investment.

c) Financial Assets at fair value through profit or loss (FVTPL)

A financial asset which is not classified in any of the above categories is measured at fair value through profit or loss (FVTPL).

**iii. Other Equity Investments**

All other equity investments are measured at fair value with value changes recognised in Statement of Profit and Loss, except for those equity investments for which the company has elected to present the value change in "Other Comprehensive Income".

**iv. Impairment of Financial Assets**

In accordance with Ind As 109 the Company uses 'Expected Credit Loss' (ECL) model, for evaluating impairment of financial assets other than those required at fair value through profit and loss (FVTPL). Expected credit loss is measured through a loss allowance at an amount equal to:-

- The twelve months expected credit loss (expected credit loss that result from those default events on the financial instruments that are possible within twelve months after the reporting date) ; or
- Full lifetime expected credit loss (expected credit loss that result from all possible default events over the lifetime of the financial instruments).

For trade receivables company applies expected lifetime losses from initial recognition of the receivable. For other assets, the company uses twelve month ECL to provide for impairment loss where there is no significant increase in credit risk since initial recognition. If there is a significant increase in credit risk since initial recognition, full lifetime ECL is used.

**b) Financial Liability**

**i. Initial Recognition and measurement**

All financial liabilities are recognised at fair value.

**ii. Subsequent measurement**

Financial liabilities are carried at amortised cost using the effective interest rate method. For trade and other payables maturing within one year from the Balance Sheet date, the carrying amount is approximate fair value due to the short maturity of these instruments.

**c) Derecognition of financial instruments**

The Company derecognises a financial asset when the contractual right to the cash flows from the financial asset expire or it transfers the financial asset and the transfer qualifies for derecognition under Ind AS 109.

A financial liability (or a part of a financial liability) is derecognised from the Company's Balance Sheet when the obligation specified in the contract is discharged or cancelled or expires.

**16. Government Grants:**

The company recognise Government grants only when there is a reasonable assurance that the conditions attached to them shall be complied with and grant will be received. Grants related to assets are treated as deferred income and are recognised in the Statement of Profit and Loss on a systematic and rational basis over the useful life of the assets. Grants related to income are recognised on a systematic basis over the periods necessary to match them with the related cost which they are intended to compensate and are deducted from the expenses in the Statement of Profit and Loss.

**17. Contingent Liability and Contingent Assets**

Contingent Liabilities are not provided for in the accounts and are separately shown in the Notes on Accounts. Contingent Assets are neither recognised nor disclosed in the Financial Statements.



# wires & fabriks

## NOTES FORMING PART OF THE FINANCIAL STATEMENT

### NOTE 1 :PROPERTY, PLANT & EQUIPMENT

Rs. in Lakhs

| DESCRIPTION OF ASSETS                           | GROSS BLOCK              |                            |                               |                          |                            |                               |                           |
|---|--------------------------|----------------------------|-------------------------------|--------------------------|----------------------------|-------------------------------|---------------------------|
|   | As At<br>1st April, 2021 | Adjustments<br>/ Additions | Adjustments<br>/ (Deductions) | As At<br>1st April, 2022 | Adjustments<br>/ Additions | Adjustments<br>/ (Deductions) | As at 31st<br>March, 2023 |
| <b>1.1 Tangible Assets</b>                      |                          |                            |                               |                          |                            |                               |                           |
| Leasehold Land                                  | 0.08                     | -                          | -                             | 0.08                     |                            |                               | <b>0.08</b>               |
| Buildings                                       | 665.86                   | 480.72                     | 6.00                          | 1,140.58                 | 110.25                     |                               | <b>1,250.83</b>           |
| Plant & Machinery and<br>Electric Installations | 15,300.74                | 4,877.12                   | 13.75                         | 20,164.11                | 106.38                     | 293.13                        | <b>19,977.36</b>          |
| Furniture & Fixtures                            | 68.59                    | 0.90                       | 5.48                          | 64.01                    | 2.24                       |                               | <b>66.25</b>              |
| Office Equipments etc                           | 355.74                   | 8.61                       | 39.39                         | 324.96                   | 37.27                      | 0.59                          | <b>361.64</b>             |
| Vehicles  | 195.64                   | 174.65                     | 9.43                          | 360.86                   | 30.55                      | 20.20                         | <b>371.21</b>             |
| Sub Total ( a )                                 | <u>16,586.65</u>         | <u>5,542.00</u>            | <u>74.05</u>                  | <u>22,054.60</u>         | <u>286.69</u>              | <u>313.92</u>                 | <u><b>22,027.37</b></u>   |
| <b>1.2 Intangible Assets</b>                    |                          |                            |                               |                          |                            |                               |                           |
| Softwares                                       | 262.58                   | -                          | -                             | 262.58                   |                            | 234.36                        | <b>28.22</b>              |
| Sub Total (b)                                   | <u>262.58</u>            | <u>-</u>                   | <u>-</u>                      | <u>262.58</u>            | <u>-</u>                   | <u>234.36</u>                 | <u><b>28.22</b></u>       |
| <b>1.3 Right-of-use Assets</b>                  |                          |                            |                               |                          |                            |                               |                           |
| Leasehold Land                                  | 31.50                    | -                          | -                             | 31.50                    |                            |                               | 31.50                     |
| Sub Total (c)                                   | <u>31.50</u>             | <u>-</u>                   | <u>-</u>                      | <u>31.50</u>             | <u>-</u>                   | <u>-</u>                      | <u>31.50</u>              |
| <b>1.4 Capital Work-in -Progress</b>            |                          |                            |                               |                          |                            |                               |                           |
|   | 164.54                   | 5,579.87                   | 5,716.37                      | 28.04                    | 463.36                     | 20.72                         | 470.68                    |
| Sub Total (d)                                   | <u>164.54</u>            | <u>5,579.87</u>            | <u>5,716.37</u>               | <u>28.04</u>             | <u>463.36</u>              | <u>20.72</u>                  | <u>470.68</u>             |
| <b>TOTAL ( a + b + c + d )</b>                  | <u><b>17,045.27</b></u>  | <u><b>11,121.87</b></u>    | <u><b>5,790.42</b></u>        | <u><b>22,376.72</b></u>  | <u><b>750.05</b></u>       | <u><b>569.00</b></u>          | <u><b>22,557.77</b></u>   |

| DESCRIPTION OF ASSETS                           | DEPRECIATION             |                      |                               |                          |                        |                               |                           |
|---|--------------------------|----------------------|-------------------------------|--------------------------|------------------------|-------------------------------|---------------------------|
|   | Up to<br>1st April, 2021 | For the<br>Year      | Adjustments<br>/ (Deductions) | Up to<br>1st April, 2022 | For the<br>Year        | Adjustments<br>/ (Deductions) | Up to 31st<br>March, 2023 |
| <b>1.1 Tangible Assets</b>                      |                          |                      |                               |                          |                        |                               |                           |
| Leasehold Land                                  | 0.04                     | -                    | -                             | 0.04                     |                        |                               | <b>0.04</b>               |
| Buildings                                       | 239.85                   | 18.96                | -                             | 258.81                   | 32.77                  |                               | <b>291.58</b>             |
| Plant & Machinery and<br>Electric Installations | 11,559.54                | 840.44               | 11.76                         | 12,388.22                | 1,169.80               | 278.50                        | <b>13,279.52</b>          |
| Furniture & Fixtures                            | 49.99                    | 4.98                 | 5.25                          | 49.72                    | 4.08                   |                               | <b>53.80</b>              |
| Office Equipments etc                           | 294.68                   | 15.48                | 37.42                         | 272.74                   | 17.17                  | 0.56                          | <b>289.35</b>             |
| Vehicles  | 94.92                    | 22.29                | 8.90                          | 108.31                   | 37.31                  | 19.19                         | <b>126.43</b>             |
| Sub Total ( a )                                 | <u>12,239.02</u>         | <u>902.15</u>        | <u>63.33</u>                  | <u>13,077.84</u>         | <u>1,261.13</u>        | <u>298.25</u>                 | <u><b>14,070.72</b></u>   |
| <b>1.2 Intangible Assets</b>                    |                          |                      |                               |                          |                        |                               |                           |
| Softwares                                       | 261.55                   | 0.35                 | -                             | 261.90                   | 0.35                   | 234.36                        | <b>27.89</b>              |
| Sub Total (b)                                   | <u>261.55</u>            | <u>0.35</u>          | <u>-</u>                      | <u>261.90</u>            | <u>0.35</u>            | <u>234.36</u>                 | <u><b>27.89</b></u>       |
| <b>1.3 Right-of-use Assets</b>                  |                          |                      |                               |                          |                        |                               |                           |
| Leasehold Land                                  | 17.99                    | 1.65                 | -                             | 19.64                    | 1.66                   |                               | <b>21.30</b>              |
| Sub Total (c)                                   | <u>17.99</u>             | <u>1.65</u>          | <u>-</u>                      | <u>19.64</u>             | <u>1.66</u>            | <u>-</u>                      | <u><b>21.30</b></u>       |
| <b>1.4 Capital Work-in -Progress</b>            |                          |                      |                               |                          |                        |                               |                           |
|   | -                        | -                    | -                             | -                        | -                      | -                             | -                         |
| Sub Total (d)                                   | <u>-</u>                 | <u>-</u>             | <u>-</u>                      | <u>-</u>                 | <u>-</u>               | <u>-</u>                      | <u>-</u>                  |
| <b>TOTAL ( a + b + c + d )</b>                  | <u><b>12,518.56</b></u>  | <u><b>904.15</b></u> | <u><b>63.33</b></u>           | <u><b>13,359.38</b></u>  | <u><b>1,263.14</b></u> | <u><b>532.61</b></u>          | <u><b>14,089.91</b></u>   |

**NOTES FORMING PART OF THE FINANCIAL STATEMENT**

Rs. in Lakhs

| DESCRIPTION OF ASSETS                           | NET BLOCK              |                        |                        |
|---|------------------------|------------------------|------------------------|
|   | As at 31st March 2023  | As at 31st March 2022  | As at 1st April 2021   |
| <b>1.1 Tangible Assets</b>                      |                        |                        |                        |
| Leasehold Land                                  | 0.04                   | 0.04                   | 0.04                   |
| Buildings                                       | 959.25                 | 881.77                 | 426.01                 |
| Plant & Machinery and<br>Electric Installations | 6,697.84               | 7,775.89               | 3,741.20               |
| Furniture & Fixtures                            | 12.45                  | 14.29                  | 18.60                  |
| Office Equipments etc                           | 72.29                  | 52.22                  | 61.06                  |
| Vehicles  | 244.78                 | 252.55                 | 100.72                 |
| Sub Total ( a )                                 | <u>7,986.65</u>        | <u>8,976.76</u>        | <u>4,347.63</u>        |
| <b>1.2 Intangible Assets</b>                    |                        |                        |                        |
| Softwares                                       | 0.33                   | 0.68                   | 1.03                   |
| Sub Total ( b )                                 | <u>0.33</u>            | <u>0.68</u>            | <u>1.03</u>            |
| <b>1.3 Right-of-use Assets</b>                  |                        |                        |                        |
| Leasehold Land                                  | 10.20                  | 11.86                  | 13.51                  |
| Sub Total ( c )                                 | <u>10.20</u>           | <u>11.86</u>           | <u>13.51</u>           |
| <b>1.4 Capital Work-in -Progress</b>            |                        |                        |                        |
| Sub Total ( d )                                 | <u>470.68</u>          | <u>28.04</u>           | <u>164.54</u>          |
| <b>TOTAL ( a + b + c + d )</b>                  | <u><b>8,467.86</b></u> | <u><b>9,017.34</b></u> | <u><b>4,526.71</b></u> |

**1.5 Capital Work-in-Progress (CWIP) Ageing Schedule**

| CWIP                           | Amount in CWIP for a period of |             |           |                   | Total         |
|--------------------------------|--------------------------------|-------------|-----------|-------------------|---------------|
|                                | Less than 1 year               | 1-2 years   | 2-3 years | More than 3 years |               |
| As at 31.03.2023               |                                |             |           |                   |               |
| Projects in progress           | 463.36                         | 7.32        | -         | -                 | 470.68        |
| Projects temporarily suspended | -                              | -           | -         | -                 | -             |
| Total                          | <u>463.36</u>                  | <u>7.32</u> | <u>-</u>  | <u>-</u>          | <u>470.68</u> |
| As at 31.03.2022               |                                |             |           |                   |               |
| Projects in progress           | 28.04                          | -           | -         | -                 | 28.04         |
| Projects temporarily suspended | -                              | -           | -         | -                 | -             |
| Total                          | <u>28.04</u>                   | <u>-</u>    | <u>-</u>  | <u>-</u>          | <u>28.04</u>  |

1.6 The title deeds of all the immovable properties are held in the name of the Company.

1.7 The Company has not revalued its Property, Plant and Equipment (including Right-of-use assets) and Intangible assets during the current or previous year.

|   | As at 31st March 2023 | As at 31st March 2022 |
|---|-----------------------|-----------------------|
| <b>NOTE 2 : OTHER FINANCIAL ASSETS</b>          |                       |                       |
| Security Deposits                               | 28.83                 | 27.14                 |
| Bank deposits with more than 12 months maturity |                       |                       |
| Fixed Deposits                                  | 11.32                 | 11.32                 |
|   | <u>40.15</u>          | <u>38.46</u>          |

2.1 Fixed Deposits are pledged with banks as security against bank guarantees.

**NOTE 3 : OTHER NON CURRENT ASSETS**

**Unsecured and considered good**

|                  |               |              |
|------------------|---------------|--------------|
| Capital Advances | 364.67        | 15.26        |
| Deposits         | 1.83          | 1.82         |
| Others           | 34.90         | 50.79        |
|                  | <u>401.40</u> | <u>67.87</u> |

3.1 Others Include claims receivable, prepaid expense, etc.



# wires & fabriks

## NOTES FORMING PART OF THE FINANCIAL STATEMENT

|   | <u>As at 31st March 2023</u> | Rs. in Lakhs<br><u>As at 31st March 2022</u> |
|---|------------------------------|--|
| <b>NOTE 4 : INVENTORIES</b>                         |                              |  |
| Raw Materials                                       | 1,338.40                     | 717.65                                       |
| Work-In-Progress                                    | 535.96                       | 408.28                                       |
| Finished Goods                                      | 225.36                       | 245.22                                       |
| Stock-in-Trade                                      | 9.07                         | 5.82   |
| Stores, Spare and Packing Materials                 | 618.36                       | 613.30                                       |
| Scrap   | 2.32                         | 2.49   |
|   | <u>2,729.47</u>              | <u>1,992.76</u>                              |
| <b>4.1 The above include materials in transit :</b> |                              |  |
| Raw Materials                                       | -                            | 188.06                                       |
| Finished Goods                                      | 152.04                       | 154.91                                       |
| Trading Goods                                       | 2.39                         | 0.39   |
| Stores, Spare and Packing Materials                 | 37.90                        | 19.91  |
| <b>NOTE 5 : TRADE RECEIVABLES</b>                   |                              |  |
| Considered Good - unsecured                         | 2,166.20                     | 2,378.96                                     |
| Which have significant increase in credit risk      | 32.56                        | 133.28                                       |
|   | <u>2,198.76</u>              | <u>2,512.24</u>                              |
| Less: Provision for expected credit loss            | 49.63                        | 148.43                                       |
|   | <u>2,149.13</u>              | <u>2,363.81</u>                              |

### 5.1 Trade Receivables ageing schedule

| Particulars  | Outstanding for following periods from due date of payment |                  |              |              |                   | Total           |
|--|--|------------------|--------------|--------------|-------------------|-----------------|
|  | Less than 6 months   | 6 months- 1 year | 1-2 years    | 2-3 years    | More than 3 years |                 |
| <u>As on 31.03.2023</u>  |  |                  |              |              |                   |                 |
| (i) Undisputed Trade receivables - Considered good                                 | 2037.35  | 41.76            | 87.09        | -            | -                 | 2166.20         |
| (ii) Undisputed Trade Receivables - which have significant increase in credit risk | -  | -                | -            | 18.31        | 14.25             | 32.56           |
| (iii) Undisputed Trade Receivables - credit impaired                               | -  | -                | -            | -            | -                 | -               |
| (iv) Disputed Trade Receivables - considered good                                  | -  | -                | -            | -            | -                 | -               |
| (v) Disputed Trade Receivables - which have significant increase in credit risk    | -  | -                | -            | -            | -                 | -               |
| (vi) Disputed Trade Receivables - credit impaired                                  | -  | -                | -            | -            | -                 | -               |
| Sub Total  | <u>2037.35</u>   | <u>41.76</u>     | <u>87.09</u> | <u>18.31</u> | <u>14.25</u>      | <u>2,198.76</u> |
| Less: Provision for expected credit loss   |  |                  |              |              |                   | 49.63           |
| Total  |  |                  |              |              |                   | <u>2,149.13</u> |

| Particulars  | Outstanding for following periods from due date of payment |                  |              |              |                   | Total          |
|--|--|------------------|--------------|--------------|-------------------|----------------|
|  | Less than 6 months   | 6 months- 1 year | 1-2 years    | 2-3 years    | More than 3 years |                |
| <u>As on 31.03.2022</u>  |  |                  |              |              |                   |                |
| (i) Undisputed Trade receivables - Considered good                                 | 2134.28  | 244.68           | -            | -            | -                 | 2378.96        |
| (ii) Undisputed Trade Receivables - which have significant increase in credit risk | -  | -                | 96.08        | 25.24        | 11.96             | 133.28         |
| (iii) Undisputed Trade Receivables - credit impaired                               | -  | -                | -            | -            | -                 | -              |
| (iv) Disputed Trade Receivables - considered good                                  | -  | -                | -            | -            | -                 | -              |
| (v) Disputed Trade Receivables - which have significant increase in credit risk    | -  | -                | -            | -            | -                 | -              |
| (vi) Disputed Trade Receivables - credit impaired                                  | -  | -                | -            | -            | -                 | -              |
| Sub Total  | <u>2134.28</u>   | <u>244.68</u>    | <u>96.08</u> | <u>25.24</u> | <u>11.96</u>      | <u>2512.24</u> |
| Less: Provision for expected credit loss   |  |                  |              |              |                   | 148.43         |
| Total  |  |                  |              |              |                   | <u>2363.81</u> |

**NOTES FORMING PART OF THE FINANCIAL STATEMENT**

|   | As at 31st March 2023        |                 | As at 31st March 2022        |                 |
|---|------------------------------|-----------------|------------------------------|-----------------|
|   | Rs. in Lakhs                 |                 |                              |                 |
| <b>NOTE 6 : CASH AND CASH EQUIVALENTS</b>   |                              |                 |                              |                 |
| <b>Cash and Cash Equivalent</b>   |                              |                 |                              |                 |
| Balances with Banks   | 17.43                        |                 | 811.78                       |                 |
| Cash on Hand  | 6.35                         |                 | 5.93                         |                 |
|   | <u>23.78</u>                 |                 | <u>817.71</u>                |                 |
| <b>NOTE 7 : OTHER BANK BALANCES</b>   |                              |                 |                              |                 |
| <b>Other bank balances</b>  |                              |                 |                              |                 |
| Unpaid Dividend Account   | 4.87                         |                 | 6.97                         |                 |
|   | <u>4.87</u>                  |                 | <u>6.97</u>                  |                 |
| <b>NOTE 8 : OTHER FINANCIAL ASSETS</b>  |                              |                 |                              |                 |
| <b>Unsecured and Considered Good</b>  |                              |                 |                              |                 |
| Advances  | 48.74                        |                 | 11.95                        |                 |
| Interest Accrued but not due  | 1.10                         |                 | 0.47                         |                 |
|   | <u>49.84</u>                 |                 | <u>12.42</u>                 |                 |
| <b>NOTE 9 : CURRENT TAX ASSETS (Net)</b>  |                              |                 |                              |                 |
| Current Tax Assets (net of provision for taxation)                                | 5.61                         |                 | 6.34                         |                 |
|   | <u>5.61</u>                  |                 | <u>6.34</u>                  |                 |
| <b>NOTE 10 : OTHER CURRENT ASSETS</b>   |                              |                 |                              |                 |
| <b>Unsecured and Considered Good</b>  |                              |                 |                              |                 |
| Balance with Statutory Authorities  | 542.13                       |                 | 755.16                       |                 |
| Others (Refer Note 29)  | 467.96                       |                 | 632.09                       |                 |
|   | <u>1,010.09</u>              |                 | <u>1,387.25</u>              |                 |
| 10.1 Others include advance to suppliers, claims and prepaid expenses.            |                              |                 |                              |                 |
| <b>NOTE 11 : EQUITY SHARE CAPITAL</b>   |                              |                 |                              |                 |
| <b>Authorized :</b>   |                              |                 |                              |                 |
| 25000000 (25000000) Equity Shares of Rs.10/-each                                  | 2,500.00                     |                 | 2,500.00                     |                 |
| 1000000 (1000000) Redeemable Preference Shares of Rs.10/- each                    | <u>100.00</u>                | <u>2,600.00</u> | <u>100.00</u>                | <u>2,600.00</u> |
|   |                              | <u>2,600.00</u> |                              | <u>2,600.00</u> |
| <b>Issued, Subscribed and Fully Paid up :</b>                                     |                              |                 |                              |                 |
| 3056250 (3056250 ) Equity Shares of Rs.10/-each                                   | 305.63                       |                 | 305.63                       |                 |
|   | <u>305.63</u>                |                 | <u>305.63</u>                |                 |
|   | <u>As at 31st March 2023</u> |                 | <u>As at 31st March 2022</u> |                 |
|   | Nos.                         | Amount          | Nos.                         | Amount          |
| <b>11.1 Reconciliation of number of Equity Shares outstanding is given blow :</b> |                              |                 |                              |                 |
| Shares outstanding at the beginning of the year                                   | 30,56,250                    | 305.63          | 30,56,250                    | 305.63          |
| Change during the year  | -                            | -               | -                            | -               |
| Shares outstanding at the end of the year   | <u>30,56,250</u>             | <u>305.63</u>   | <u>30,56,250</u>             | <u>305.63</u>   |
| <b>11.2 Rights attached to Equity Shares</b>                                      |                              |                 |                              |                 |

The Company has only one class of shares (issued), having face value of Rs. 10/- each. Each holder of Equity Shares is entitled to one vote per share. The Dividend proposed by the Board of Directors is subject to the approval of the shareholders in the ensuing Annual General Meeting, except in case of interim dividend. In the event of liquidation, the Equity Shareholders are eligible to receive the remaining assets of the Company after distribution of all preferential amounts, in proportion to their shareholding.



## wires & fabriks

### NOTES FORMING PART OF THE FINANCIAL STATEMENT

|   | As at 31st March 2023 |        | As at 31st March 2022 |        |
|---|-----------------------|--------|-----------------------|--------|
|   | Nos.                  | % Held | Nos.                  | % Held |
| <b>11.3 Shares held by holding company</b>                      |                       |        |                       |        |
| <b>Equity Shares</b>  |                       |        |                       |        |
| W&F Securities Private Limited - Holding Company                | 19,22,314             | 62.90% | 19,22,314             | 62.90% |
| <b>11.4 Details of shareholders holding more than 5% shares</b> |                       |        |                       |        |
| <b>Equity Shares</b>  |                       |        |                       |        |
| W&F Securities Private Limited                                  | 19,22,314             | 62.90% | 19,22,314             | 62.90% |
| BKM Mercantile LLP  | 3,47,642              | 11.37% | 3,47,642              | 11.37% |

#### 11.5 Shares held by Promoter at the end of the year

| Sr | Promoter name                    | No. of Shares  | % of total shares | % Change during the year |
|----|----------------------------------|----------------|-------------------|--------------------------|
| 1  | Devesh Khaitan                   | 100            | 0.003             | Nil                      |
| 2  | Kishan Kumar Khaitan             | 100            | 0.003             | Nil                      |
| 3  | Parul Khaitan                    | 100            | 0.003             | Nil                      |
| 4  | Ranjana Khaitan                  | 100            | 0.003             | Nil                      |
| 5  | Reyansh Khaitan                  | 100            | 0.003             | Nil                      |
| 6  | Shailja Khaitan                  | 100            | 0.003             | Nil                      |
| 7  | Viraj Khaitan                    | 100            | 0.003             | Nil                      |
| 8  | Mahendra Khaitan                 | 500            | 0.016             | Nil                      |
| 9  | Divisha Khaitan Kedia            | 5000           | 0.164             | Nil                      |
| 10 | Pranika Khaitan Rawat            | 5000           | 0.164             | Nil                      |
| 11 | Varshita Khaitan Ruia            | 5000           | 0.164             | Nil                      |
| 12 | Wires and Fabriks Pvt Ltd        | 100            | 0.003             | Nil                      |
| 13 | Kingsley Industries Ltd.         | 100            | 0.003             | Nil                      |
| 14 | BKM Mercantile LLP               | 347642         | 11.370            | Nil                      |
| 15 | W & F Securities Private Limited | 1922314        | 62.900            | Nil                      |
|    | Total                            | <u>2286356</u> | <u>74.805</u>     | <u>Nil</u>               |



**NOTES FORMING PART OF THE FINANCIAL STATEMENT**

|  | <u>As at 31st March 2023</u> | Rs. in Lakhs                  |                        |
|--|------------------------------|-------------------------------|------------------------|
|  |                              | <u>As at 31st March 2022</u>  |                        |
| <b>NOTE 12 : OTHER EQUITY</b>  |                              |                               |                        |
| <b>Capital Reserve:</b>  |                              |                               |                        |
| As per last Account  | <b>0.09</b>                  |                               | 0.09                   |
| <b>Security Premium Account :</b>                                    |                              |                               |                        |
| As per last Account  | <b>305.63</b>                |                               | 305.63                 |
| <b>General Reserve :</b>   |                              |                               |                        |
| As per last Account  | <b>575.00</b>                |                               | 575.00                 |
| <b>Retained Earnings :</b>   |                              |                               |                        |
| Balance as per last account  | <b>3,375.10</b>              | 3,284.96                      |                        |
| Add: Profit for the year (as per Annexed Statement of Profit & Loss) | <b>134.06</b>                | 93.20                         |                        |
|  | <b><u>3,509.16</u></b>       | <u>3,378.16</u>               |                        |
| <b>Less: Appropriations</b>  |                              |                               |                        |
| Dividend paid during the year  | <b><u>3.06</u></b>           | <b><u>3,506.10</u></b>        | <u>3.06</u>            |
|  |                              |                               | 3,375.10               |
| <b>Other Comprehensive income (OCI)</b>                              |                              |                               |                        |
| Balance as per Last Account  | <b>54.69</b>                 | 46.69                         |                        |
| Re-measurement of the net defined benefit plans                      | <b>-14.26</b>                | 11.09                         |                        |
| Income Tax effect  | <b><u>3.96</u></b>           | <b><u>44.39</u></b>           | <u>-3.09</u>           |
|  |                              | <b><u><u>4,431.21</u></u></b> | <u><u>4,310.51</u></u> |

**NOTE 13 : BORROWINGS**

**Secured**

|   |                      |                               |               |                        |
|---|----------------------|-------------------------------|---------------|------------------------|
| Term Loans from Banks                             | <b>5,513.69</b>      |                               | 6,600.00      |                        |
| Working Capital Term Loans from Banks             | <b><u>623.08</u></b> | <b>6,136.77</b>               | <u>827.08</u> | 7,427.08               |
| Less: Current Maturities of long terms borrowings |                      | <b>505.82</b>                 |               | 930.86                 |
|   |                      | <b><u><u>5,630.95</u></u></b> |               | <u><u>6,496.22</u></u> |

**13.1** All Term Loans from banks are secured by joint equitable mortgage of immovable properties (present and future), hypothecation of fixed assets and second charge over the current assets, ranking pari passu among the lenders.

**13.2** All Working Capital Term Loans from banks are secured by hypothecation of current assets and second charge on fixed assets and immovables of the company ranking pari passu among the lenders.

**13.3** Term Loans from banks are re-payable in quarterly installments and Working Capital Term Loans are re-payable in monthly installments, maturity profile are given here in under:

|                  | 1-2 Year | 2-3 Year | 3-4 Year | Beyond 4 year |
|------------------|----------|----------|----------|---------------|
| Maturity profile | 986.50   | 1,188.81 | 1,196.95 | 2,258.69      |



## wires & fabriks

### NOTES FORMING PART OF THE FINANCIAL STATEMENT

Rs. in Lakhs

As at 31st March 2023

As at 31st March 2022

#### NOTE 14 : NON CURRENT PROVISIONS

|  |               |               |
|--|---------------|---------------|
| Provision for Employee's Benefits ( Refer Note 33) | <u>169.82</u> | <u>137.20</u> |
|  | <u>169.82</u> | <u>137.20</u> |

#### NOTE 15 : DEFERRED TAX LIABILITIES (NET)

|  |               |               |
|--|---------------|---------------|
| <b>Deferred Tax Liability</b>  |               |               |
| Difference between book and tax depreciation and OCI                           | <u>543.03</u> | <u>454.11</u> |
|  | <u>543.03</u> | <u>454.11</u> |
| <b>Deferred Tax Assets</b>   |               |               |
| Expenses Allowable on payment basis and carry forward losses in the Income Tax | <u>367.01</u> | <u>266.84</u> |
| MAT Credit Entitlement   | <u>28.70</u>  | <u>7.70</u>   |
|  | <u>395.71</u> | <u>274.54</u> |
| Net Deferred Tax Liability   | <u>147.32</u> | <u>179.57</u> |

#### NOTE 16 : OTHER NON CURRENT LIABILITIES

|                                    |               |               |
|------------------------------------|---------------|---------------|
| Deferred Endowment (Refer Note 29) | <u>180.60</u> | <u>216.33</u> |
|                                    | <u>180.60</u> | <u>216.33</u> |

#### NOTE 17 : BORROWINGS - CURRENT

|  |                 |                 |
|--|-----------------|-----------------|
| <b>Secured</b>   |                 |                 |
| Working Capital Loans from Banks                           | <u>1,232.38</u> | <u>1,404.56</u> |
| Current Maturities of long term borrowings (Refer Note 13) | <u>505.82</u>   | <u>930.86</u>   |
|  | <u>1,738.20</u> | <u>2,335.42</u> |

17.1 Working Capital Loans from banks are secured against hypothecation of raw materials, finished goods, work-in-process, packing materials, book debts, bills for collection and other current assets and second charge over fixed assets and immovables of the company, pari passu among the lenders, payable on demand.

#### NOTE 18 : TRADE PAYABLES

|                                       |               |               |
|---------------------------------------|---------------|---------------|
| <b>Trade Payables Due to</b>          |               |               |
| Micro and Small Enterprises           | -             | 10.19         |
| Other than Micro and Small Enterprise | <u>641.48</u> | <u>347.40</u> |
|                                       | <u>641.48</u> | <u>357.59</u> |

18.1 Based on the information received by the Company from its suppliers regarding their status under the Micro, Small and Medium Enterprises Development Act, 2006, the relevant information are as follows :-

|   |                   |            |
|---|-------------------|------------|
| i) Amount due to Micro, Small and Medium Enterprises (MSME) :   | <b>31.03.2023</b> | 31.03.2022 |
| Principal amount  | <b>Nil</b>        | 10.19      |
| Interest due on above and unpaid  | <b>Nil</b>        | Nil        |
| ii) Interest paid alongwith principal amount paid beyond appointed day during the year.   | <b>Nil</b>        | Nil        |
| iii) Interest due and payable for the period of delay on principal amount paid beyond appointed day / due date during the year. | <b>Nil</b>        | Nil        |
| iv) Interest accrued and remaining unpaid   | <b>Nil</b>        | Nil        |
| v) Further interest remaining due and payable in the succeeding year.   | <b>Nil</b>        | Nil        |

**NOTES FORMING PART OF THE FINANCIAL STATEMENT**

Rs. in Lakhs

**18.2 Trade payables ageing schedule**

| Particulars                 | Outstanding for following periods from due date of payment |                    |             |                    | Total                |
|-----------------------------|--|--------------------|-------------|--------------------|----------------------|
|                             | Less than 1 year   | 1-2 years          | 2-3 years   | More than 3 years  |                      |
| <u>As on 31.03.2023</u>     |  |                    |             |                    |                      |
| (i) MSME                    | -  | -                  | -           | -                  | -                    |
| (ii) Others                 | <b>639.41</b>  | <b>0.93</b>        | -           | <b>1.14</b>        | <b>641.48</b>        |
| (iii) Disputed dues - MSME  | -  | -                  | -           | -                  | -                    |
| (iv) Disputed dues - Others | -  | -                  | -           | -                  | -                    |
| Total                       | <u><b>639.41</b></u>                                       | <u><b>0.93</b></u> | <u>-</u>    | <u><b>1.14</b></u> | <u><b>641.48</b></u> |
| <u>As on 31.03.2022</u>     |  |                    |             |                    |                      |
| (i) MSME                    | 10.19  | -                  | -           | -                  | 10.19                |
| (ii) Others                 | 343.00   | 2.83               | 0.34        | 1.23               | 347.40               |
| (iii) Disputed dues - MSME  | -  | -                  | -           | -                  | -                    |
| (iv) Disputed dues - Others | -  | -                  | -           | -                  | -                    |
| Total                       | <u>353.19</u>  | <u>2.83</u>        | <u>0.34</u> | <u>1.23</u>        | <u>357.59</u>        |

**As at 31st March 2023**

**As at 31st March 2022**

**NOTE 19 : OTHER FINANCIAL LIABILITIES**

|  |                      |              |
|--|----------------------|--------------|
| Interest accrued but not due on borrowings | -                    | 41.84        |
| Unclaimed Dividend                         | <b>4.87</b>          | 6.97         |
| Creditors for Capital Goods                | <b>187.08</b>        | 43.30        |
|  | <u><b>191.95</b></u> | <u>92.11</u> |

**19.1** Unclaimed Dividend does not include any amount, due and outstanding, to be credited to Investor Education & Protection Fund.

**NOTE 20 : OTHER CURRENT LIABILITIES**

|                                    |                      |               |
|------------------------------------|----------------------|---------------|
| Advance from Customers             | <b>397.46</b>        | 191.91        |
| Statutory Dues                     | <b>118.19</b>        | 139.09        |
| Deferred Endowment (Refer Note 29) | <b>27.73</b>         | 27.73         |
| Other Payables                     | <b>299.49</b>        | 375.15        |
|                                    | <u><b>842.87</b></u> | <u>733.88</u> |

**20.1** Other payables include liabilities for expenses.

**NOTE 21 : PROVISIONS**

|   |                      |               |
|---|----------------------|---------------|
| Provision for Employee's Benefits (Refer Note 33) | <b>450.21</b>        | 383.48        |
| Other Provisions                                  | <b>151.96</b>        | 162.99        |
|   | <u><b>602.17</b></u> | <u>546.47</u> |



## wires & fabriks

### NOTES FORMING PART OF THE FINANCIAL STATEMENT

|  | For the year ended<br>31st March 2023 |                  | Rs. in Lakhs<br>For the year ended<br>31st March 2022 |                 |
|--|---------------------------------------|------------------|---|-----------------|
| <b>NOTE 22 : REVENUE FROM OPERATIONS</b>   |                                       |                  |   |                 |
| Sale of Products   | 10,820.17                             |                  | 9,548.60  |                 |
| Other operating Revenues   | 9.68                                  | 10,829.85        | 24.89   | 9,573.49        |
|  |                                       | <u>10,829.85</u> |   | <u>9,573.49</u> |
| <b>NOTE 23 : OTHER INCOME</b>  |                                       |                  |   |                 |
| <b>Interest :</b>  |                                       |                  |   |                 |
| On Fixed Deposits  | 0.63                                  |                  | 4.77  |                 |
| From Others  | 16.84                                 | 17.47            | 7.04  | 11.81           |
| <b>Rent Received</b>   |                                       | <b>10.08</b>     |   | -               |
| <b>Miscellaneous Income</b>  |                                       | <b>2.58</b>      |   | 8.13            |
| <b>Liabilities no longer required written back</b>   |                                       | <b>32.22</b>     |   | 8.24            |
|  |                                       | <u>62.35</u>     |   | <u>28.18</u>    |
| <b>NOTE 24 : CHANGE IN INVENTORIES OF FINISHED GOODS, WORK IN PROCESS AND STOCK IN TRADE</b> |                                       |                  |   |                 |
| <b>Inventories ( at close)</b>   |                                       |                  |   |                 |
| Finished Goods   | 225.36                                |                  | 245.22  |                 |
| Stock - in - Trade   | 9.07                                  |                  | 5.82  |                 |
| Work in Progress   | 535.96                                |                  | 408.28  |                 |
| Scrap  | 2.32                                  |                  | 2.49  |                 |
|  | <u>772.71</u>                         |                  | <u>661.81</u>   |                 |
| <b>Inventories ( at commencement)</b>  |                                       |                  |   |                 |
| Finished Goods   | 245.22                                |                  | 172.24  |                 |
| Stock - in - Trade   | 5.82                                  |                  | 9.68  |                 |
| Work in Progress   | 408.28                                |                  | 346.76  |                 |
| Scrap  | 2.49                                  |                  | 2.44  |                 |
|  | <u>661.81</u>                         |                  | <u>531.12</u>   |                 |
| <b>Change in Inventories</b>   |                                       | <b>(110.90)</b>  |   | <b>(130.69)</b> |
| <b>NOTE 25 : EMPLOYEES BENEFITS EXPENSE</b>  |                                       |                  |   |                 |
| Salaries and Wages (Refer Note 33)   |                                       | 2,209.83         |   | 2,031.56        |
| Contribution to Provident and Other funds (Refer Note 33)                                    |                                       | 138.30           |   | 134.25          |
| Staff Welfare Expenses   |                                       | 8.72             |   | 12.76           |
|  |                                       | <u>2,356.85</u>  |   | <u>2,178.57</u> |
| <b>NOTE 26 : FINANCE COSTS</b>   |                                       |                  |   |                 |
| Interest Expenses (Refer Note 29)  |                                       | 470.30           |   | 224.74          |
| Other Borrowing costs  |                                       | 91.60            |   | 76.29           |
|  |                                       | <u>561.90</u>    |   | <u>301.03</u>   |
| <b>NOTE 27 : DEPRECIATION AND AMORTISATION EXPENSES</b>                                      |                                       |                  |   |                 |
| Depreciation and Amortisation (Refer Note 29)  |                                       | 1,235.41         |   | 876.43          |
|  |                                       | <u>1,235.41</u>  |   | <u>876.43</u>   |

**NOTES FORMING PART OF THE FINANCIAL STATEMENT**

|   | For the year ended<br>31st March 2023 | Rs. in Lakhs<br>For the year ended<br>31st March 2022 |
|---|---------------------------------------|---|
| <b>NOTE 28 : OTHER EXPENSES</b>           |                                       |   |
| Consumption of Stores & Spare             | 509.69                                | 555.39  |
| Consumption of Packing material           | 994.38                                | 845.90  |
| Power and Fuel                            | 269.57                                | 220.99  |
| Job Charges                               | 357.92                                | 355.27  |
| Professional Expenses                     | 348.32                                | 354.26  |
| Freight & Forwarding Charges              | 152.42                                | 129.96  |
| Sales Commission                          | 94.42                                 | 144.46  |
| Claims and Compensations                  | 130.82                                | 163.70  |
| Rent                                      | 53.94                                 | 47.65   |
| Rates & Taxes (excluding taxes on Income) | 5.07                                  | 5.27  |
| Insurance                                 | 86.86                                 | 82.47   |
| Travelling & Conveyance Expenses          | 494.19                                | 217.99  |
| Miscellaneous Expenses                    | 522.14                                | 483.22  |
|   | <u>4,019.74</u>                       | <u>3,606.53</u>                                       |

**28.1** Miscellaneous Expenses includes :-

|                                      |             |             |
|--------------------------------------|-------------|-------------|
| (a) Fees paid / payable to Auditors. |             |             |
| i) For Services as Auditors          | 2.50        | 2.50        |
| ii) For Certifications               | 1.12        | 0.72        |
|                                      | <u>3.62</u> | <u>3.22</u> |
| (b) Foreign exchange fluctuation     | -5.00       | -33.46      |
| (c) Director's Sitting Fee           | 7.20        | 7.35        |
| (d) Bad Debts                        | 2.39        | 1.20        |

**NOTE 29 :**

Deferred Endowment represents the amount of government endowment to be amortised over the period of useful life of related asset and shown as non-current and current liabilities. During the year Rs 27.73 Lakhs (Rs. 27.73 Lakhs) has been amortised and adjusted in Depreciation & Amortisation Expenses. Interest expenses are net of Interest reimbursement received / receivable Rs. 368.45 Lakhs (Rs. 67.03 Lakhs). Interest reimbursement claims receivable Rs.254.45 Lakhs (Rs.443.60 Lakhs) is included in other current assets.

**NOTE 30 : Income Taxes**

Income Tax recognised in the Statement of Profit and Loss by applying the applicable tax rates to the income before income tax is summarised below

|   | <u>2022-2023</u> | <u>2021-2022</u> |
|---|------------------|------------------|
| Profit Before Tax   | 125.47           | 45.79            |
| Applicable Tax Rate   | 27.82%           | 27.82%           |
| Computed Tax Expenses   | 34.91            | 12.74            |
| Additional tax benefits on capital investments, net of expenses disallowed. | -14.80           | -52.45           |
| Mat Credit and Other Adjustments  | -28.70           | -7.70            |
| <b>Net Expenses recognised in the Statement of Profit and Loss</b>          | <u>-8.59</u>     | <u>-47.41</u>    |



## wires & fabriks

### NOTES FORMING PART OF THE FINANCIAL STATEMENT

Rs. in Lakhs

For the year ended  
31st March 2023

For the year ended  
31st March 2022

#### NOTE 31: Contingent Liabilities and Commitments (to the extent not provided for):

##### 31.1 Contingent Liabilities:

- Guarantees issued by banks for Rs.24.68 Lakhs (Rs.29.53 Lakhs)
- Letters of Credits issued by banks for Rs Nil (Rs Nil)
- Claims against the Company not acknowledged as debt Rs 29.01 Lakhs (Rs. 13.90 Lakhs)

##### 31.2 Commitments:

- Estimated amount of Contract remaining to be executed on capital account, not provided for Rs 432.73 Lakhs (Rs.116.59 Lakhs), advances paid Rs 364.67 Lakhs (Rs. 19.34 Lakhs).

#### NOTE 32: Earning per Share (EPS):

|  | <u>2022-2023</u> | <u>2021-2022</u> |
|--|------------------|------------------|
| a) Weighted average number of Equity shares of Rs.10/- each          |                  |                  |
| Number of shares at the beginning of the year                        | 30,56,250        | 30,56,250        |
| Shares issued during the year  | -                | -                |
| Total Number of equity shares outstanding at the end of the year     | 30,56,250        | 30,56,250        |
| Weighted average number of equity shares outstanding during the year | 30,56,250        | 30,56,250        |
| b) Net profit after tax available for equity share holders           | 134.06           | 93.20            |
| c) Basic and Diluted earning per share (Rs.)                         | 4.39             | 3.05             |

#### NOTE 33: Employees Benefits Expenses:

- As per the Indian Accounting Standard 19 "Employee benefit" the disclosures as defined are given below:
  - Defined Contribution Plans** Contribution to Defined Contribution Plans (Employers' Contribution to Provident Fund and Employees State Insurance Corp. ) are recognised as expenses and charged to the Statement of Profit & Loss
  - Defined Benefit Plans** Employees Gratuity and Leave encashment are considered as defined benefit plans. The obligation's are recognised in the Statement of Profit and Loss as per the actuarial valuation. The position of actuarial valuation performed by an independent actuary is as under:

|  | <u>As at 31st March 2023</u> |                           | <u>As at 31st March 2022</u> |                           |
|--|------------------------------|---------------------------|------------------------------|---------------------------|
|  | Leave<br>Non funded          | Gratuity<br>Partly funded | Leave<br>Non funded          | Gratuity<br>Partly funded |

#### Summary of Assets and Liability (Balance Sheet Position)

##### Particulars

|                                |         |        |         |        |
|--------------------------------|---------|--------|---------|--------|
| Present value of Obligation    | 564.50  | 48.73  | 465.43  | 103.64 |
| Fair Value of Plan Assets      | -       | 0.10   | -       | 61.93  |
| Unrecognized Past Service Cost | -       | -      | -       | -      |
| Effects of Asset Celling       | -       | -      | -       | -      |
| Net Asset / (Liability)        | -564.50 | -48.63 | -465.43 | -41.70 |

#### Windup Liability / Discontinuance Liability

##### Particulars

|   |        |       |        |        |
|---|--------|-------|--------|--------|
| Discontinuance Liability  | 617.86 | 65.38 | 510.50 | 132.52 |
| Present Value of Obligation                                     | 564.50 | 48.73 | 465.43 | 103.64 |
| Ratio ( Present Value of Obligation / Discontinuance Liability) | 91%    | 75%   | 91%    | 78%    |

Discontinuance Liability is the amount that would be payable to the employees if all the obligations were to be settled immediately.

- In case of Leave : It has been calculated based on salary used for valuing leave encashment.

- In case of Gratuity : It has been calculated ignoring the vesting criteria.

**NOTES FORMING PART OF THE FINANCIAL STATEMENT**

Rs. in Lakhs

|  | <u>As at 31st March 2023</u> |                                   | <u>As at 31st March 2022</u> |                                   |
|--|------------------------------|-----------------------------------|------------------------------|-----------------------------------|
|  | <b>Leave<br/>Non funded</b>  | <b>Gratuity<br/>Partly funded</b> | <b>Leave<br/>Non funded</b>  | <b>Gratuity<br/>Partly funded</b> |
| <b>Expense Recognised in the Income Statement</b>  |                              |                                   |                              |                                   |
| Current service cost   | 47.66                        | 4.74                              | 21.33                        | 7.86                              |
| Past service cost  | -                            | -                                 | -                            | -                                 |
| Loss / (Gain) on settlement  | -                            | -                                 | -                            | -                                 |
| Net Interest (Income) / cost on the Net Defined Benefit Liability (Asset)                      | 33.98                        | 3.04                              | 26.45                        | 3.05                              |
| Actuarial (gains) / losses due to :  |                              |                                   |                              |                                   |
| - change in demographic assumptions  | -                            | -                                 | -                            | -                                 |
| - change in financial assumptions  | -                            | -                                 | -22.23                       | -                                 |
| - experience variance (i.e.actual Experience vs assumptions)                                   | 31.83                        | -                                 | 13.99                        | -                                 |
| - others   | -                            | -                                 | -                            | -                                 |
| Return on plan assets, excluding amount recognised in net interest expenses                    | -                            | -                                 | -                            | -                                 |
| Re-measurement (or Actuarial (gain)/loss) arising because of change in effect of asset celling | -                            | -                                 | -                            | -                                 |
| <b>Expense Recognised in the Income Statement</b>  | <b>113.47</b>                | <b>7.78</b>                       | <b>39.54</b>                 | <b>10.91</b>                      |
| <b>Other Comprehensive Income</b>  |                              |                                   |                              |                                   |
| Actuarial (gains) / losses due to :  |                              |                                   |                              |                                   |
| - change in demographic assumptions  | -                            | -                                 | -                            | -                                 |
| - change in financial assumptions  | -                            | -                                 | -                            | -4.84                             |
| - experience variance (i.e.actual Experience vs assumptions)                                   | -                            | 10.52                             | -                            | -6.31                             |
| - others   | -                            | -                                 | -                            | -                                 |
| Return on plan assets, excluding amount recognised in net interest expenses                    | -                            | 3.75                              | -                            | 0.06                              |
| Re-measurement (or Actuarial (gain)/loss) arising because of change in effect of asset celling | -                            | -                                 | -                            | -                                 |
| Components of defined benefit costs recognised in Other Comprehensive Income                   | -                            | 14.27                             | -                            | -11.09                            |
| <b>Net Asset/(Liability) recognised in the Balance Sheet</b>                                   |                              |                                   |                              |                                   |
| <b>A Funded Status</b>   |                              |                                   |                              |                                   |
| a Present value of Defined Benefit Obligation  | 564.50                       | 48.73                             | 465.43                       | 103.64                            |
| b Fair value of plan assets  | -                            | 0.10                              | -                            | 61.93                             |
| c Funded status [Surplus/(Deficit)]  | -564.50                      | -48.63                            | -465.43                      | -41.70                            |
| d Effect of balance sheet asset limit  | -                            | -                                 | -                            | -                                 |
| e Unrecognised Past Service Costs  | -                            | -                                 | -                            | -                                 |
| <b>Net asset/(liability) recognised in balance sheet</b>                                       | <b>-564.50</b>               | <b>-48.63</b>                     | <b>-465.43</b>               | <b>-41.70</b>                     |
| a Net asset/(liability) recognised in balance sheet at beginning of the period                 | -465.43                      | -41.70                            | -427.32                      | -46.14                            |
| b Expense recognised in Income Statement   | 113.47                       | 7.78                              | 39.54                        | 10.91                             |
| c Expense recognised in Other Comprehensive Income   | -                            | 14.27                             | -                            | -11.09                            |
| d Employer contributions   | -                            | 15.12                             | -                            | 4.25                              |
| e Benefits Paid  | 14.40                        | -                                 | 1.43                         | -                                 |
| f Net Acquisitions / Business Combinations   | -                            | -                                 | -                            | -                                 |
| g Net asset/(liability) recognised in balance sheet at end of the period                       | -564.50                      | -48.63                            | -465.43                      | -41.70                            |
| <b>Reconciliation of Defined Benefit Obligation and Fair Value of Assets</b>                   |                              |                                   |                              |                                   |
| <b>A Change in Defined Benefit Obligations (DBO)</b>   |                              |                                   |                              |                                   |
| a Present Value of DBO at beginning of period  | 465.43                       | 103.64                            | 427.32                       | 109.78                            |
| b Current service cost   | 47.66                        | 4.74                              | 21.33                        | 7.86                              |
| c Interest cost  | 33.98                        | 7.56                              | 26.45                        | 7.25                              |

**NOTES FORMING PART OF THE FINANCIAL STATEMENT**

Rs. in Lakhs

|  | <u>As at 31st March 2023</u> |                           | <u>As at 31st March 2022</u> |                           |
|--|------------------------------|---------------------------|------------------------------|---------------------------|
|  | Leave<br>Non funded          | Gratuity<br>Partly funded | Leave<br>Non funded          | Gratuity<br>Partly funded |
| d Curtailment cost/(credit)                                    | -                            | -                         | -                            | -                         |
| e Settlement cost/(credit)                                     | -                            | -                         | -                            | -                         |
| f Employee contribution  | -                            | -                         | -                            | -                         |
| g Past Service Cost  | -                            | -                         | -                            | -                         |
| h Acquisitions   | -                            | -                         | -                            | -                         |
| i Re-measurement (or Actuarial (gains)/ losses) arising from : |                              |                           |                              |                           |
| - change in demographic assumptions                            | -                            | -                         | -                            | -                         |
| - change in financial assumptions                              | -                            | -                         | -22.23                       | -4.84                     |
| - experience variance (i.e.actual Experience vs assumptions)   | <b>31.83</b>                 | <b>10.52</b>              | 13.99                        | -6.31                     |
| - others   | -                            | -                         | -                            | -                         |
| j Benefits paid  | <b>-14.40</b>                | <b>-77.73</b>             | -1.43                        | -10.10                    |
| k Present Value of DBO at the end of period                    | <b>564.50</b>                | <b>48.73</b>              | 465.43                       | 103.64                    |

**B Change in Fair Value of Assets**

|  |   |               |   |        |
|--|---|---------------|---|--------|
| a Plan assets at beginning of period   | - | <b>61.93</b>  | - | 63.64  |
| b Investment Income  | - | <b>4.52</b>   | - | 4.20   |
| c Return on Plan Assets, Excluding amount recognised in Net Interest Expense | - | <b>-3.75</b>  | - | -0.06  |
| d Actual Company contributions   | - | <b>15.12</b>  | - | 4.25   |
| e Fund Transferred   | - | -             | - | -      |
| f Employee contributions   | - | -             | - | -      |
| g Benefits paid  | - | <b>-77.73</b> | - | -10.10 |
| h Plan assets at the end of period   | - | <b>0.10</b>   | - | 61.93  |

**Major Categories of Plan Assets as percentage of Total Plan Assets**

| <u>Particulars</u>                |   |             |   |             |
|-----------------------------------|---|-------------|---|-------------|
| Government of India securities    | - | -           | - | -           |
| State Government securities       | - | -           | - | -           |
| High quality corporate bonds      | - | -           | - | -           |
| Equity shares of listed companies | - | -           | - | -           |
| Property                          | - | -           | - | -           |
| Special Deposit Scheme            | - | -           | - | -           |
| Funds Managed by Insurer          | - | <b>100%</b> | - | 100%        |
| Bank Balance                      | - | -           | - | -           |
| Other Investment                  | - | -           | - | -           |
| <b>Total</b>                      | - | <b>100%</b> | - | <b>100%</b> |

**Division of Defined Benefit Obligation (Current / Non-Current) at the end of the period**

|  |               |              |        |        |
|--|---------------|--------------|--------|--------|
| Current Defined Benefit Obligation     | <b>403.30</b> | <b>40.11</b> | 345.24 | 42.27  |
| Non-Current Defined Benefit Obligation | <b>161.20</b> | <b>8.62</b>  | 120.19 | 61.37  |
| Total Defined Benefit Obligation       | <b>564.50</b> | <b>48.73</b> | 465.43 | 103.64 |

**Best Estimate of Contribution During Next year**

|           |              |           |              |
|-----------|--------------|-----------|--------------|
| <b>NA</b> | <b>65.33</b> | <b>NA</b> | <b>48.63</b> |
|-----------|--------------|-----------|--------------|

**Sensitivity Analysis**

Significant actuarial assumptions for the determination of the define benefit obligation are discount rate, expected salary increase and mortality. The sensitivity analysis below have determind based on reasonably possible changes of the assumptions occurring at the end of the reporting period, while holding all other assumptions constant. The result of sensitivity analysis is given below :



**NOTES FORMING PART OF THE FINANCIAL STATEMENT**

Rs. in Lakhs

|  | As on 31.03.2023 |        | As on 31.03.2022 |        |
|--|------------------|--------|------------------|--------|
| Defined Benefit Obligation (DOB) (Base)      | 564.50           | 48.73  | 465.43           | 103.64 |
| <u>Particulars</u>                           |                  |        |                  |        |
| DBO at 31.03 with discount rate - 1%         | 588.43           | 50.13  | 485.26           | 110.74 |
| % change compared to base due to sensitivity | 4.24%            | 2.88%  | 4.26%            | 6.86%  |
| DBO at 31.03 with discount rate + 1%         | 544.07           | 47.55  | 448.68           | 97.66  |
| % change compared to base due to sensitivity | -3.62%           | -2.41% | -3.60%           | -5.76% |
| DBO at 31.03 with salary groth rate - 1%     | 542.46           | 48.41  | 447.45           | 98.25  |
| % change compared to base due to sensitivity | -3.90%           | -0.64% | -3.86%           | -5.19% |
| DBO at 31.03 with salary groth rate + 1%     | 590.08           | 49.11  | 486.53           | 109.95 |
| % change compared to base due to sensitivity | 4.53%            | 0.79%  | -4.53%           | 6.10%  |
| DBO at 31.03 with attrition rate - 50%       | 564.03           | 48.64  | 465.03           | 103.37 |
| % change compared to base due to sensitivity | -0.08%           | -0.17% | -0.09%           | -0.25% |
| DBO at 31.03 with attrition rate + 50%       | 564.95           | 48.81  | 465.84           | 103.89 |
| % change compared to base due to sensitivity | 0.08%            | 0.17%  | 0.09%            | 0.25%  |
| DBO at 31.03 with mortality rate - 10%       | 563.68           | 48.56  | 464.75           | 103.31 |
| % change compared to base due to sensitivity | -0.15%           | -0.34% | -0.15%           | -0.32% |
| DBO at 31.03 with mortality rate + 10%       | 565.30           | 48.89  | 466.11           | 103.96 |
| % change compared to base due to sensitivity | 0.14%            | 0.34%  | 0.14%            | 0.31%  |

**Maturity Profile of Defined Benefit Obligation**

|  |         |         |         |         |
|--|---------|---------|---------|---------|
| Weighted average duration (based on discounted cashflow)         | 4 years | 4 years | 4 years | 7 years |
| Expected cash flows over the next (valued on undiscounted basis) |         |         |         |         |
| 1 Year   | 403.30  | 40.11   | 345.24  | 42.27   |
| 2 to 5 years   | 14.26   | 0.41    | 4.95    | 24.10   |
| 6 to 10 years  | 16.61   | 1.91    | 8.73    | 24.43   |
| More than 10 years   | 442.90  | 26.75   | 375.76  | 118.04  |

**NOTE 34 : As per Ind As 24 , the disclosures of transactions with the related parties are given below :-**

**34.1 Names of the related parties with whom transactions were carried out during the year and description of relationship**

- a) Enterprises over which Key Management Personnel exercises significant influence :
  - i) W & F Securities Pvt Ltd ( Holding Company)
  - ii) WF Filter Fabriks Pvt. Ltd
  - iii) Kingslay Engineering Pvt. Ltd.
  - iv) Kingsley Industries Ltd
  - v) Nathmall Jankilal
  - vi) Glory Warehousing LLP
  - vii) SMK Foundation
- b) Key Management personnel
  - i) Mr. K K Khaitan
  - ii) Mr. Mahendra Khaitan
  - iii) Mr. Devesh Khaitan S/o Mr. K K Khaitan
  - iv) Mr. Rajesh Patni
  - v) Mr. Jaspreet Singh Dhir
- c) Relatives of Key Management personnel
  - i) Ms. Pranika Khaitan Rawat D/o Mr. Mahendra Khaitan



## wires & fabriks

### NOTES FORMING PART OF THE FINANCIAL STATEMENT

Rs. in Lakhs

#### 34.2 The following transactions were carried out with the related parties in the ordinary course of business and on an arm's length basis.

|  |                |         |
|--|----------------|---------|
| a) Details relating to parties referred to in item 34.1 (a) above        | <b>2022-23</b> | 2021-22 |
| i) Purchase and receiving of Services                                    | <b>524.48</b>  | 633.25  |
| ii) Sale and rendering of Services                                       | <b>8.09</b>    | 16.27   |
| iii) Rent Paid   | <b>52.89</b>   | 46.60   |
| iv) Rent Received  | <b>10.08</b>   | Nil     |
| v) Donations   | <b>20.00</b>   | 20.00   |
| vi) Outstanding - Payable ( Net)   | <b>Nil</b>     | Nil     |
| vii) Outstanding - Receivable ( Net)                                     | <b>0.91</b>    | Nil     |
| viii) Provisions for doubtful debts / amounts written off / written back | <b>Nil</b>     | Nil     |
| b) Details relating to parties referred to in item 34.1 (b) above.       |                |         |
| i) Remuneration  | <b>977.88</b>  | 861.55  |
| ii) Outstanding - Payable  | <b>Nil</b>     | Nil     |
| iii) Provisions for doubtful debts / amounts written off / written back  | <b>Nil</b>     | Nil     |
| c) Details relating to parties referred to in item 34.1 (c) above.       |                |         |
| i) Fee for attending the Board Meetings                                  | <b>1.35</b>    | 1.05    |
| ii) Outstanding - Payable  | <b>Nil</b>     | Nil     |
| iii) Provisions for doubtful debts / amounts written off / written back  | <b>Nil</b>     | Nil     |

#### NOTE 35: Research & Development Expenditure :

|  |               |        |
|--|---------------|--------|
| Capital Expenditure ( included in Plant & Machinery) | <b>0.38</b>   | 18.42  |
| Revenue Expenditure                                  | <b>173.29</b> | 189.64 |

NOTE 36: Money received from directors during the year Nil Nil

NOTE 37: The company is predominantly engaged in a single reportable operating segment of Paper Mill products during the year, hence segment information is not reported.

#### NOTE 38: Events after the Reporting Period -

The Board of Directors at its meeting held on 25.05.2023 has proposed Dividend of Rs 0.10 per equity share for the year ended on 31st March 2023, after the Balance Sheet date. The proposed Dividend on Equity Shares for the year is Rs. 3.06 Lakhs ( 3.06 Lakhs).

#### NOTE 39: Capital management

The company's capital management is intended to create value for shareholders and maintain optimum capital structure to reduce the cost of capital. The Company determines the amount of capital required on the basis of annual business plan, coupled with long term and short term requirements and company's expansion / moderisation plans, reviewed by Board of Directors. The funding needs are generally met through long term and short term bank borrowings. The Company monitors the capital structure on the basis of net debt to equity and maturity profiles of the overall debt portfolio of the company. Net debt includes interest bearing borrowings less cash and cash equivalents and current investments, if any.

The table below summarised the capital, net debt to equity ratio of the Company:

| <u>Particulars</u>  | <b>As at 31.03.2023</b> | As at 31.03.2022 |
|---|-------------------------|------------------|
| Equity share capital  | <b>305.63</b>           | 305.63           |
| Other equity  | <b>4,431.21</b>         | 4,310.51         |
| Total Equity (A)  | <b><u>4,736.84</u></b>  | <u>4,616.14</u>  |
| Non current borrowings  | <b>5,630.95</b>         | 6,496.22         |
| Short term borrowings   | <b>1,232.38</b>         | 1,404.56         |
| Current maturities of long term borrowings                                  | <b>505.82</b>           | 930.86           |
| Gross Debts (B)   | <b><u>7,369.15</u></b>  | <u>8,831.64</u>  |
| Less: Cash and cash equivalents   | <b>23.78</b>            | 817.71           |
| Less: Other Bank Balances ( excluding balances in unpaid dividend accounts) | <b>11.32</b>            | 11.32            |
| Net Debt  | <b><u>7,334.05</u></b>  | <u>8,002.61</u>  |
| Net debt to Equity  | <b>1.55</b>             | 1.73             |

## NOTES FORMING PART OF THE FINANCIAL STATEMENT

Rs. in Lakhs

### NOTE 40 : Disclosure On Financial Instruments

The table below present the carrying value and fair value hierarchy of each category of financial assets and financial liabilities as on respective balance sheet date :

| Particulars                    | As at 31.03.2023 |                                  |         |         |
|--------------------------------|------------------|----------------------------------|---------|---------|
|                                | Carrying Value   | Fair Value measurement hierarchy |         |         |
|                                |                  | Level 1                          | Level 2 | Level 3 |
| <b>a Financial Assets</b>      |                  |                                  |         |         |
| i) At Amortised cost           |                  |                                  |         |         |
| Trade receivable               | 2,149.13         |                                  |         |         |
| Cash and bank balances         | 28.65            |                                  |         |         |
| Other financial assets         | 89.99            |                                  |         |         |
|                                | <u>2,267.77</u>  |                                  |         |         |
| <b>b Financial Liabilities</b> |                  |                                  |         |         |
| i) At Amortised cost           |                  |                                  |         |         |
| Borrowings                     | 7,369.15         |                                  |         |         |
| Trade payables                 | 641.48           |                                  |         |         |
| Other financial liabilities    | 191.95           |                                  |         |         |
|                                | <u>8,202.58</u>  |                                  |         |         |

| Particulars                    | As at 31.03.2022 |                                  |         |         |
|--------------------------------|------------------|----------------------------------|---------|---------|
|                                | Carrying Value   | Fair Value measurement hierarchy |         |         |
|                                |                  | Level 1                          | Level 2 | Level 3 |
| <b>a Financial Assets</b>      |                  |                                  |         |         |
| i) At Amortised cost           |                  |                                  |         |         |
| Trade receivable               | 2,363.81         |                                  |         |         |
| Cash and bank balances         | 824.68           |                                  |         |         |
| Other financial assets         | 50.88            |                                  |         |         |
|                                | <u>3,239.37</u>  |                                  |         |         |
| <b>b Financial Liabilities</b> |                  |                                  |         |         |
| i) At Amortised cost           |                  |                                  |         |         |
| Borrowings                     | 8,831.64         |                                  |         |         |
| Trade payables                 | 357.59           |                                  |         |         |
| Other financial liabilities    | 92.11            |                                  |         |         |
|                                | <u>9,281.34</u>  |                                  |         |         |

The fair value hierarchy categorised financial instruments into Level 1 to 3, as described below:

- i) Quoted prices in an active market (Level 1) :  
This level of hierarchy includes financial assets that are measured by reference to quoted prices (unadjusted) in active markets for identical assets or liabilities. This category consist of investment in quoted equity shares.
- ii) Valuation techniques with observable inputs (Level 2) :  
This level of hierarchy includes financial assets and liabilities, measured using inputs other than quoted prices included within level 1 that are observable for the assets or the liabilities, either directly (i.e. as prices) or indirectly (i.e. derived from prices).
- iii) Valuation techniques with significant unobservable inputs (Level 3) :  
This level of hierarchy includes financial assets and liabilities, measured using inputs that are not based on observable market data (unobservable inputs).
- iv) Short term financial assets and financial liabilities are stated at carrying value which is approximately equals to their fair value.

### NOTE 41 : Financial risk Management

In the Course of its business , the Company is exposed to a variety of financial risk, which may adversely impact the fair value of its financial instruments. The Company has a risk management policy to monitor financial risk - Market risk, Credit risk and Liquidity risk associated with financial assets and liabilities. The risk management policies is reviewed by Board of Director periodically and required mitigation steps are taken.



## wires & fabriks

Rs. in Lakhs

### a) Market Risk

The primary market risk to the Company is fluctuation in foreign currency exchange rates. The Company is exposed to foreign currency risk through its sales in overseas countries (exports) and purchases from overseas suppliers (imports) in foreign currencies. The company pays off its foreign exchange exposure within a short period of time. Presently Company's exports broadly mitigate the risk for imports except capital goods. However, with increase in exports, profitability may be partly affected if rupee appreciates. The Company has facilities of derivative financial instrument- foreign exchange forward and option contracts to mitigate the risk.

### b) Credit Risk

Credit risk refers to the risk of default on its obligation by the counter party resulting in a financial loss. The maximum exposure to the credit risk at the reporting date is primarily from trade receivables amounting to Rs. 2198.76 Lakhs and Rs. 2512.24 Lakhs as on 31.03.23 and as on 31.03.22 respectively. Trade receivable are unsecured and are derived from revenues from customers. The company has a Credit review & monitoring system which includes credit approvals, credit limits and monitoring. Doubtful debt strategies are made for recovery and limiting future exposure. Exports are preferably through LC or advance, besides covering the risk from credit risk agency, wherever applicable. Credit risk on cash and cash equivalent and bank balances is limited as the Company generally maintain balances / deposits with recognised banks.

### c) Liquidity Risk

Liquidity risk refer to the risk that the Company may not able to meet its financial obligations. The objective of liquidity risk management is to maintain sufficient liquidity and ensure that funds are available for use as per the requirement. The Company has obtained adequate fund and non fund based working capital limits from its bankers. The Company maintains its surplus funds, if any, in deposits / balances with recognized banks which carry low risk. The Company believes that the working capital is sufficient to meet its current requirements.

The Table below provides details regarding the Company maturities of financial liabilities:

| Particulars                 | As at 31.03.2023 | As at 31.03.2022 |
|-----------------------------|------------------|------------------|
| Less than 1 Year            |                  |                  |
| Borrowings                  | 1,738.20         | 2,335.42         |
| Trade Payables              | 641.48           | 357.59           |
| Other Financial Liabilities | 191.95           | 92.11            |
|                             | <u>2,571.63</u>  | <u>2,785.12</u>  |
| More than 1 Year            |                  |                  |
| Borrowings                  | 5,630.95         | 6,496.22         |
|                             | <u>5,630.95</u>  | <u>6,496.22</u>  |

### NOTE 42: Ratios

|                                     |   |      |       |
|-------------------------------------|---|------|-------|
| a) Current Ratio                    | Current Assets / Current Liabilities                                    | 1.49 | 1.62  |
| b) Debt Equity Ratio                | Total Debt / Shareholder's equity                                       | 1.56 | 1.91  |
| c) Debt Service Coverage Ratio      | Earning available for debt service<br>/ Interest + Principal Repayments | 1.06 | 1.06  |
| d) Return on Equity Ratio (%)       | (Net Earnings / Average Shareholders' Equity) x 100                     | 2.87 | 2.04  |
| e) Inventory Turnover Ratio         | Sales / Average inventory   | 4.59 | 5.66  |
| f) Trade Receivables Turnover Ratio | Net sales / Average account receivable                                  | 4.80 | 3.72  |
| g) Trade Payables Turnover Ratio    | Net Purchase / Average Trade Payables                                   | 9.68 | 11.74 |
| h) Net Capital Turnover Ratio       | Net Sales / Working Capital   | 5.54 | 3.80  |
| i) Net Profit Ratio (%)             | (Net Profit (PAT) / Net Sales) *100                                     | 1.24 | 0.97  |
| j) Return on Capital Employed (%)   | (EBIT/ Capital Employed)*100  | 4.86 | 2.00  |
| k) Return on Investment (%)         | Not Applicable  |      |       |

Explanation for changes in the ratio by more than 25%

Return on Equity Ratio (%) : Increased revenue resulted in improved returns

Trade Receivables Turnover Ratio : Ratio Improved due to better realisation

Net Capital Turnover Ratio : Ratio Improved due to increase in net sales and better utilisation of working capital

Net Profit Ratio (%) : Ratio Improved due to increased returns

Return on Capital Employed (%) : Ratio Improved due to increased returns and repayments of debts

**NOTE 43:** No proceedings have been initiated or pending against the Company for holding any benami property under the Prohibition of Benami Property Transactions Act, 1988 (as amended in 2016) (formerly the Benami Transactions (Prohibition) Act, 1988 (45 of 1988)) and Rules made thereunder.

- NOTE 44:** No Loans or Advances in the nature of loans are granted to promoters, directors, KMPs and the related parties (as defined under Companies Act, 2013,) either severally or jointly with any other person.
- NOTE 45:** The Company has been sanctioned working capital limits from banks on the basis of security of current assets and the quarterly returns or statement of current assets filed by the company with banks are materially in agreement with books of accounts.
- NOTE 46:** The Company has not been declared wilful defaulter by any bank or financial institution or government or any government authority.
- NOTE 47:** There is no creation, modification or satisfaction of charges, which are pending to be registered with the Registrar of Companies beyond the statutory period.
- NOTE 48:** The Company does not have any transactions with the companies struck off under Companies Act, 2013 or Companies Act, 1956.
- NOTE 49:** During the year, the Company has not invested in any other company and does not have any subsidiary, hence the provision of section 2(87) read with the Companies (Restriction on number of Layers) Rules, 2017 is not applicable.
- NOTE 50:** The Company has not entered into any scheme of arrangement which has an accounting impact on current or previous financial year.
- NOTE 51:** During the year out of the borrowed funds, the Company has not advanced or loaned or invested funds to any other person(s) or entities, including foreign entities (Intermediaries) with the understanding that the Intermediary shall:-  
a) Directly or indirectly lend or invest in other persons or entities identified in any manner whatsoever by or on behalf of the Company (Ultimate Beneficiaries) or  
b) Provide any guarantee, security or the like to or on behalf of the ultimate beneficiaries.  
During the year, the Company has not received any funds from any person(s) or entity(ies), including foreign entities (Funding Party) with the understanding (whether recorded in writing or otherwise) that the Company shall:-  
a) Directly or indirectly lend or invest in other persons or entities identified in any manner whatsoever by or on behalf of the Company (Ultimate Beneficiaries) or  
b) Provide any guarantee, security or the like to or on behalf of the ultimate beneficiaries.
- NOTE 52:** There is no income surrendered or disclosed, as income during the current or previous year in the tax assessments under the Income Tax Act, 1961, that has not been recorded in the books of account.
- NOTE 53:** The Company has not traded or invested in crypto currency or virtual currency during the current or previous year.
- NOTE 54:** The borrowing obtained by the Company from banks have been applied for the purpose it was taken.
- NOTE 55:** The Government of India has approved the Labour Codes and released draft rules which may impact the employees benefits and statutory contributions by the Company. The final rules are yet to be notified. The Company will assess the impact of the same, when it comes into effect and will give appropriate impact in its financial statements, if any.
- NOTE 56: Approval of Financial Statements**  
The Financial statements were approved by the Board of Directors on 25th May, 2023
- NOTE 57:** Previous years figures have been rearranged and regrouped wherever applicable and considered necessary
- NOTE 58:** Figures in brackets represent figures for the previous year.

As per our Report of even date

|   |  |                                     |  |   |
|---|--|-------------------------------------|--|---|
| <p>for <b>JAIN SHRIMAL &amp; CO.</b><br/> Chartered Accountants<br/> Firm Reg. No. 001704C<br/> <b>Narendra Shrimal</b><br/> Partner<br/> M. No. 070902</p> | <p><b>Jaspreet Singh Dhir</b><br/> Company Secretary</p> | <p><b>Rajesh Patni</b><br/> CFO</p> | <p><b>M. Khaitan</b><br/> Managing Director<br/> (DIN: 00459612)</p> | <p><b>K.K. Khaitan</b><br/> Executive Chairman<br/> (DIN: 00514864)</p> |
|---|--|-------------------------------------|--|---|

JAIPUR  
The 25th day of May, 2023